



ecoss 33

27 AUG. – 1 SEPT. 2017
SZEGED, HUNGARY



33rd EUROPEAN CONFERENCE ON SURFACE SCIENCE



FINAL PROGRAM

www.ecoss2017.org



CONFERENCE SECRETARY: Régió-10 Ltd. • Dugonics sq. 12, H-6720 Szeged, Hungary

Phone/fax: +36 62 710 500 • E-mail: ecoss33secretariat@regio10.hu • www.regio10.hu





ELECTRON SPECTROSCOPY FOR CHEMICAL ANALYSIS
UNDER ENVIRONMENTAL CONDITIONS



KEY FEATURES

- Fast Quality Control
- High Throughput Analysis
- Controllable Atmosphere
- Revolutionary Technology
- Ergonomic all-in-one Design
- Fully Software Controlled



WELCOME / ORGANIZING COMMITTEE	4
• Welcome of the Chair	4
• Sponsor & Organizing Institutions	4
• Local Organizing Committee	5
SCIENTIFIC COMMITTEES	6
• International Advisory Committee	6
• International Program Committee	6
GENERAL INFORMATION	7
• Information about the ECOSS series	7
• Conference Venue	7
• Opening hours	8
• Disclaimer	8
• Oral presentation guidelines	8
• Instructions for presentation	8
• Poster presentation guidelines	8
PRIZES	9
• EPS Invited Speaker Grant	9
• EPS Student Grant	9
• IUVSTA-ELSEVIER Student Award	9
• ECOSS Prize Candidates	10
• EPS Poster Prize Applicants	11
• HVS Student Grant & Award	11

CONTENTS

SOCIAL PROGRAM	12
• Social activities	12
• Conference dinner	14
CODES & TOPICS	16
• Scientific topics	16
LECTURES	17
• Plenary lectures	17
• Key notes	18
• Invited lectures	19
PROGRAM OVERVIEW	22
DETAILED PROGRAM	24
POSTER SESSIONS	52
• Poster Session 1	52
• Poster Session 2	54
AUTHORS INDEX	58
EXHIBITION PLAN	68
EXHIBITORS	70

WELCOME OF THE CHAIR

On behalf of the Organizers we cordially welcome you on **33rd European Conference on Surface Science (ECOSS-33)** organized in Hungary, Szeged. ECOSS is a traditional annual meeting directed jointly by the Surface Science Division of the International Union for Vacuum Science, Technique and Applications (IUVSTA) and the Surface and Interface Section of the European Physical Society (EPS). The conference provides an excellent opportunity for scientists from Europe and from all over the world to meet and discuss the latest advances in surface physics/chemistry and the progress of the surface science approach of the related innovation fields of heterogeneous catalysis, nanoelectronics, bio-nanoscience and light-matter nanotechnology. Szeged, crossed by the Tisza River is a university town of a long cultural tradition in the centre of the Carpathian Basin. The beautiful downtown of Szeged and the pleasant weather in August provide an excellent background for this conference. Enjoy the conference and the town!

András Berkó
Chair of ECOSS-33

Frigyes Solymosi
Honorary Chair



SPONSOR & ORGANIZING INSTITUTIONS



UNIVERSITY OF SZEGED



ELI-HU NON-PROFIT LTD



HUNGARIAN ACADEMY OF SCIENCES



ROLAND EÖTVÖS PHYSICAL SOCIETY



HUNGARIAN CHEMICAL SOCIETY



HUNGARIAN VACUUM SOCIETY



NATIONAL RESEARCH, DEVELOPMENT AND INNOVATION OFFICE



SZEGED CITY COUNCIL

GOLD SPONSOR

SPECS™

Conference Chair

András BERKÓ – MTA-SZTE University of Szeged
Professor, Doctor of MTA

Honorary Chair

Frigyes SOLYMOSI – SZTE University of Szeged
Professor Emeritus, Member of the Hungarian Academy of Sciences
and of the European Academy

Patrons of the Conference

József PÁLINKÁS – *President of* the National Research,
Development and Innovation Office

László LOVÁSZ – *President of* the Hungarian Academy of Sciences MTA

LOCAL ORGANIZING COMMITTEE (HU)

KUKOVECZ Ákos – *Univ Szeged*

MENYHÁRD Miklós – *MTA Res Centre Energy Sci Budapest*

OSVAY Károly – *ELI-ALPS Szeged*

OSZKÓ Albert – *Univ Szeged & ELI-ALPS Szeged*

ÓVÁRI László – *MTA Univ Szeged & ELI-ALPS Szeged*

PÁSZTI Zoltán – *MTA Res Centre Natural Sci Budapest*

SZÖRÉNYI Tamás – *Univ Szeged & ELI-ALPS Szeged*

TAPASZTÓ Levente – *MTA Res Centre Energy Sci Budapest*

ZIMÁNYI László – *MTA Biological Res Centre Szeged*

BERKESI Ottó – *Univ Szeged & City Council Szeged*

BERTÓTI Imre – *MTA Res Centre Natural Sci Budapest*

BOHÁTKA Sándor – *MTA ATOMKI Debrecen*

CSÍK Attila – *MTA ATOMKI Debrecen*


DEÁK László – *MTA-SZTE Univ Szeged*

ERDÉLYI Zoltán – *Univ Debrecen*

ERDŐHELYI András – *Univ Szeged*

FARKAS Arnold P – *ELI-ALPS Szeged & MTA-SZTE Szeged*

KÖVÉR László – *MTA ATOMKI Debrecen*



INTERNATIONAL ADVISORY COMMITTEE

- CHAB Vladimir – *Institute of Physics AS-ČR Prague* 
- CHARALAMBIDIS Dimitris – *Univ Crete Heraklion / ELI-ALPS* 
- CHEN Donna A – *Univ South-Carolina Columbia* 
- CISZEWSKI Antoni (ECOSS Board) – *Univ Wroclaw* 
- DIEBOLD Ulrike – *Technical Univ Vienna* 
- FELICI Roberto (Past Chair) – *CNR Institute Spin Genova* 
- FREUND Hans-Joachim – *FHI Berlin* 
- GUMHALTER Branko – *Inst Physics Zagreb* 
- GYULAI József – *MTA Hungarian Vac Soc – President* 
- KAMARÁS Katalin – *MTA Wigner RCP Budapest* 
- KAWAI Maki – *Inst Molecular Science Okazaki* 
- KISKINOVA Maya – *ELETTRA-Sincrotrone Trieste* 
- KISS János – *Univ Szeged MTA* 
- NETZER Falko – *Univ Graz* 
- NOGUERA C. Claudine (ECOSS Board) – *INS Paris* 
- RUDOLF Petra (Head ECOSS Board) – *Univ Groeningen* 
- THORNTON Geoff – *Univ College London* 
- WIESENDANGER Roland – *Univ Hamburg* 

INTERNATIONAL PROGRAM COMMITTEE

- AESCHLIMANN Martin – *Univ Kaiserslautern* 
- ASENSIO Maria C. (ECOSS Board) – *Synchrotron SOLEIL & Université Paris-Saclay* 
- BRUNE Harald – *Inst Physics EPFL Lausanne* 
- CHI Lifeng – *Soochow Univ Suzhou* 
- DÉKÁNY Imre – *Univ Szeged MTA* 
- DOMENICHINI Bruno – *CNRS Uni Bourgogne Dijon* 
- GANDUGLIA-PIROVANO M Veronica – *Inst Catal CSIC Madrid* 
- HELD Georg (ECOSS Board) – *Univ Reading* 
- HORNEKÆR Liv (Next Chair) – *Univ Aarhus* 
- KÓNYA Zoltán – *Univ Szeged* 
- LUCHES Paola – *Inst Nanoscience CNR Modena* 
- LUNDGREN Edwin – *Univ Lund* 
- MILUN Milorad – *Inst Physics Zagreb* 
- MOZETIČ Miran – *Jozef Stefan Inst Ljubljana* 
- PÉCZ Béla – *MTA MFA RCE Budapest* 
- ROUSSET Sylvie – *Univ Paris Diderot CNRS Paris* 
- STEINRÜCK Hans-Peter – *Univ Erlangen-Nürnberg* 
- VARGA Peter – *Technical Univ Vienna* 

INFORMATION ABOUT THE ECOSS SERIES

ECOSS is organized jointly by the Surface Science Division of IUVSTA (the International Union for Vacuum Science, Techniques and Applications, www.iuvsta.org) and the Surface and Interface Section of the European Physical Society (EPS, www.eps.org). The conference does not run in years when the triennial IUVSTA Vacuum Congress is held in Europe.

1978 Amsterdam (NL)	1987 Luzern (CH)	1997 Enschede (NL)	2008 Liverpool (UK)
1979 Cambridge (UK)	1988 Bologna (IT)	1999 Vienna (AT)	2009 Parma (IT)
1980 Cannes (FR)	1990 Salamanca (ES)	2000 Madrid (ES)	2010 Groningen (NL)
1981 Münster (DE)	1991 Stockholm (SW)	2001 Krakow (PL)	2011 Wroclaw (PL)
1982 Gent (BE)	1993 Warwick (UK)	2002 Malmö (SW)	2012 Edinburgh (UK)
1984 York (UK)	1994 Leipzig (DE)	2003 Prague (CZ)	2014 Istanbul (TR)
1985 Aix-en-Provence (FR)	1995 Lille (FR)	2005 Berlin (DE)	2015 Barcelona (ES)
1986 Jülich (DE)	1996 Genova (IT)	2006 Paris (FR)	2016 Grenoble (FR)

CONFERENCE VENUE

SZTE-TIK Congress Centre, H-6722 Szeged, 10 Ady sq.

The Congress Center is a ten-year old modern building of the university called Education and Information Center (TIK in Hungarian) which also gives home to the university library. It is in easy walking distance from the city center. The inner Atrium Area of TIK offers generous space for the exhibition and poster sessions on the ground floor, moreover at the first level (together with the ground floor) there is plenty of place for catering. The Congress Hall will be the place for the Opening and Closing Ceremonies and the plenary sessions. Its capacity is 660 seats. The five parallel sessions will be held in the same building in the rooms (Hall-A, Hall-B, Hall-C, Hall-D, Hall-E) of 100-150 seats.



Official language

The official language of the conference is English.

Wi-Fi access

You can have your individual WI-FI code at the registration desk.

Badges

All delegates, exhibitors and visitors must wear their name badges at all time to admit admittance to the areas of the Congress Centre.

Publication

There will be no publication of a complete set of proceedings. A USB stick containing all the abstracts is distributed with the delegate's bag.

Opening hours

REGISTRATION DESK

Sunday 27 August	15:00 – 19:30
Monday 28 August	08:00 – 16:00
Tuesday 29 August	08:00 – 19:30
Wednesday 30 August	08:00 – 17:00
Thursday 31 August	08:00 – 18:30
Friday 1 September	08:00 – 12:40

EXHIBITION

Tuesday 29 August	08:00 – 19:30
Wednesday 30 August	08:00 – 17:00
Thursday 31 August	08:00 – 18:30

Disclaimer

The program is preliminary. The organizers reserve the right to alter the program if and as is deemed necessary.

The ECOSS-33 organization and/or its agents have the right for any reason beyond their control to alter or to cancel, without prior notice, the Conference or any of the arrangements, time tables, plans or other items relating directly or indirectly to the Conference.

The ECOSS-33 organization and/or its agents shall not be liable for any loss, damage, expenditure or inconvenience caused as a result of such alteration or cancellation.

Oral presentation guidelines

PowerPoint projection will be available in the session rooms which are equipped with a laptop or desktop computer, a projector, a microphone and a pointer. All the hardware elements will be provided by the organizers to ensure consistency in technical quality and allow for quick and smooth transition between the speakers. The presenters can upload their lectures in the halls where their lecture will be held. There will be technical assistance in every lecture room before and during the sessions.

If the presentation contains very special characters or needs other fonts, they have to be provided by the speaker. If not embedded the video files attached to the presentation must be located in the same folder as the presentation files.

PLENARY TALK: 45 min + 5 min discussion;
INVITED AND KEYNOTE TALK: 35 min + 5 min discussion;

ORAL TALK: 17 min + 3 min discussion)
The Chairpersons of the Sessions will be strict on timing.

Instructions for presentation

Supported presentation types:

- MS Office
- Adobe PDF
- Prezi

Following mass storage devices are accepted:

- CDROM / DVD
- external HDD
- USB stick
- via net connection

We strongly recommend that you save your presentation on two different devices.

Presentation's Privacy:

At the end of the congress, ALL presentations and associated files will be deleted.

Poster presentation guidelines

General Information

The poster exhibition will be held on the ground level of the conference site. Your poster board will be marked with the same marker as listed in the Programme Book (for example – Tue-PS1-22 or Thu-PS2-17) and which has been given in your personal e-mail notification. Poster Presenters must ensure that their poster is fixed to the corresponding numbered board on the relevant days according to the Scientific Programme.

Poster format

Panels for individual posters will be A/0 1189 mm wide and 841 mm high (LANDSCAPE orientation). Suitable tape or pins will be provided at the welcome desk.

Poster placarding

The posters will be displayed in two groups: the first group on Monday–Tuesday (Poster Session-1 or PS1) and the second group on Wednesday and Thursday (Poster Session-2 or PS2). The presenting authors are asked to placard their posters at the beginning of their group period (Monday or Wednesday morning), they should be present at the poster during the appropriate sessions listed below and remove their posters at the latest Wednesday or Friday early morning.

PS1 - POSTER SESSION-1

Tuesday 29 August 18:00 – 19:30

and

PS2 - POSTER SESSION-2

Thursday 31 August 17:00 – 18:30

EPS INVITED SPEAKER GRANT

The Grant sponsored by the European Physical Society and consisting of 500 EUR was given to one of the invited speakers awarded by the „ad hoc” Prize Committee.



WANG, Yeliang

Institute of Physics & University of Chinese Academy of Sciences, Beijing, China
Manipulation of individual atoms/molecules on surfaces of 2D atomic crystals: From Kondo effect to reversible single spin control
INVITED presentation – Mon-14:00-I-SAMA / HALL-C



EPS STUDENT GRANT

The Grant sponsored by the European Physical Society was given to three young researchers studying/working at an European Institution, who received their PhD degree not more than 6 years prior to the application and has oral presentation. The Grant consists of 300 EUR in cash and the organizers offered a student participation for free or a regular participation for a reduced fee (50%) and gratis a Conference Dinner Ticket to the Winners awarded by the „ad hoc” Prize Committee. The selection is based on the submitted application corresponding to the guidelines listed on the conference home page.

BARROOW, Cédric

Free University of Brussel, Brussel, Belgium
Real-time observation of diffusive processes by field emission microscopy
ORAL presentation – Mon-15:20-O-CATL / HALL-A

KE, Chun-Ren

The University of Manchester, Manchester, United Kingdom
In situ investigation of degradation at metal halide perovskite surfaces by near ambient pressure X-ray photoelectron spectroscopy
ORAL presentation – Thu-15:00-O-ENER / HALL-B

MAJZIK, Zsolt

IBM Research-Zürich, Rüschlikon, Switzerland
Characterization of polycyclic conjugated hydrocarbons by means of NCAFM
ORAL presentation – Mon-14:40-O-SAMA / HALL-C

IUVSTA-ELSEVIER STUDENT AWARD

The award sponsored by the fund founded per IUVSTA & ELSEVIER collaboration was given to five research student aged less than 30 and within 7 years of obtaining their first degree. The total financial support of 400 EUR contained their student participation fee and 180 EUR in cash. As gratis, the organizers offered a free Dinner Ticket to the Winners who were selected on the basis of the application guidelines listed on the conference home page.



CAREY, J Spencer

University of Washington, Seattle, USA
Energetics of adsorbed molecules and molecular fragments on Ni(111) by microcalorimetry
ORAL presentation – Thu-14:20-O-ORGS / HALL-E

ITO, Suguru

University of Tokyo, Tokyo, Japan
Solving mysteries in pure bismuth by quantum confinement
ORAL presentation – Wed-16:20-O-BAND / HALL-B

MOHRHUSEN, Lars

Carl von Ossietzky University Oldenburg, Germany
Electrostatic Shielding versus Sterical Ligand Stabilization: Tunable Nanocrystal Stabilization Mechanisms
POSTER presentation – Thu-PS2-18 / Poster Session-2

SAHA, Prithwidip

Indian Institute of Technology, Kanpur, India (oral presentation)
Ultrathin film polymorphs of ferrocene derivatives assisted by functional groups and solvents
ORAL presentation – Thu-10:00-O-MOLA / HALL-A

VAJDLE, Olga

University of Novi Sad, Novi Sad, Serbia (poster)
Comparison of multiwalled carbon nanotubes modified with silver and gold particles as surface modifiers of carbon
POSTER presentation – Tue-PS1-50 / Poster Session-1

ECOSS PRIZE CANDIDATES

The ECOSS Prize of 1.500 EUR is sponsored by SPECS and will be awarded to the Best Oral Presentation. The candidates had to submit their application before the beginning of the conference in accordance with the application guidelines listed on the conference home page. The applicant must be a PhD student or PostDoc with PhD from 2017. The winner will be rewarded during the Closing Ceremony and the applicants should be present.

**ALEV, Onur Gebze**

Technical University, Gebze, Turkey

Enhanced Gas Sensing Properties of Cu-doped ZnO Nanorods

Tue-16:40-0-OXID / HALL-C

BLOMBERG, Sara

Lund University, Lund, Sweden

In situ Structural Studies and Gas Phase Visualization of Model Catalysts at Work

Thu-14:40-0-CATH / HALL-A

GRØNBORG, Signe S

Aarhus University, Aarhus, Denmark

Hydrogen-induced crystal reshaping and edge vacancy formation in MoS₂ catalyst particles on Au(111)

Thu-9:00-0-CATH / HALL-B

HÖTGER, Diana

Max Planck Institute for Solid State Research, Stuttgart, Germany

On-Surface Transmetalation of Fe-Porphyrin Network on Au(111)

Tue-10:40-0-ORGS1 / HALL-B

ITO, Suguru

University of Tokyo, Tokyo, Japan

Solving mysteries in pure bismuth by quantum confinement

Wed-16:20-0-BAND / HALL-B

KE, Chun-Ren

The University of Manchester, Manchester, UK

In situ investigation of degradation at metal halide perovskite surfaces by near ambient pressure X-ray photoelectron spectroscopy

Thu-15:00-0-ENER / HALL-B

KISHIDA, Ryo

Osaka University, Osaka, Japan

Intramolecular cyclization of o-quinone amines with a focus on dopamine-quinone: a density functional theory based study

Thu-16:00-0-ORGS / HALL-E

KREMER, Geoffroy

CNRS University of Lorraine, France

Band structure of one single layer of silica on Ru(0001)

Tue-15:00-0-OXID / HALL-C

LAKER, Z P Lewin

University of Warwick, Coventry, United Kingdom

Supramolecular assembly on top and underneath 2D materials: Can molecules interact across a graphene barrier?

Tue-14:00-0-EG2D / HALL-E

MESSAYKEH, Maya

CNRS Pierre and Marie Curie University, Paris, France

Probing in situ the wetting at metal/oxide interface via plasmonics combined with photoemission

Tue-12:00-0-OXID / HALL-C

ZABKA, Wolf-Dietrich

University of Zürich, Switzerland

From 2D to 3D Alumina: Interface Templated Growth of γ -Al₂O₃(111)-like Films

Tue-14:40-0-OXID / HALL-C

EPS POSTER PRIZE APPLICANTS

The Prize of 500 EUR is mutually sponsored by European Physical Society (EPS) in a value of 200 EUR and the Organizers (300 EUR) and will be awarded to the Best POSTER Presentation. The candidates had to submit their application before the beginning of the conference in accordance with the application guidelines listed on the conference home page. The applicant must be a PhD student or PostDoc with PhD from 2017. The winner will be rewarded during the Closing Ceremony and the applicants should be present.

**ATTIA, Smadar**

Fritz Haber Institute, Berlin, Germany

Enantioselective reactions on chirally-modified model surfaces: A new molecular beam/surface spectroscopy apparatus

Tue-PS1-39 / Poster Session-1

JUHÁSZ, Laura

University of Debrecen, Debrecen, Hungary

Morphology and optical properties of porous gold nanoparticles coated with alumina layer

Tue-PS1-15 / Poster Session-1

MOHRHUSEN, Lars

Carl von Ossietzky University Oldenburg, Germany

Electrostatic shielding versus sterical ligand stabilization: Tunable nanocrystal stabilization mechanisms

Thu-PS2-18 / Poster Session-2

PAVLOV, A Valerievich

Polytechnic University of St. Petersburg, Russia

Spin relaxation length for medium energy electrons in Pd and LiF ultrathin films

Tue-PS1-31 / Poster Session-1

VÁRI, Gábor

University of Szeged, Hungary

Interaction of Au, Rh and Au-Rh alloys with the Hexagonal Boron Nitride monolayer studied on Rh(111)

Tue-PS1-44 / Poster Session-1

HVS STUDENT GRANT&AWARD

The Prize sponsored by the Hungarian Vacuum Society will be awarded to the best presentation (oral or poster) given to a PhD student working at a Hungarian research institute. The Prize contains a financial support of the participation on the next ECOSS conference by covering the participation fee and gratis 150 EUR in cash. The winner will be rewarded during the Closing Ceremony where he/she should be present.

Type of presentations

- Plenary lecture Plen
- Invited lecture I
- Keynote lecture K
- Oral presentation O
- Poster presentation PS

Communication code

Mon-9:00-0-CORR ●

Mon – day of the presentation

9:00 – time of the presentation

O – type of the presentation

CORR – “Corrosion at atomic level” session

● Color code session

ORGAN CONCERT

alternative **ÓPUSZTASZER NATIONAL PARK**

30 August, 2017

Wednesday from 17:30 – meeting point:

Restaurant of the Votive Church's Visitors Centre

(15 Dóm sq, H-6720 Szeged)

The program will start at 18:00



CATHEDRAL DÓM

The original plans by Frigyes Schulek. The cathedral's construction plans were started by Foerk Ernest in 1913. At current location of the Cathedral, the church of St. Demetrius had stood. The foundation-stone ceremony took place on June 21, 1914. The Church was formally dedicated on October 24, 1930.

It is the fourth largest church in Hungary. The dome is 54 m outside (33 m above the inside floor) and the towers are both 91m high. The "Heroes' bell" in the tower on the Tisza side weighs 8600 kg.

ORGAN OF THE VOTIVE CHURCH

The main organ of the Votive Church was built between 1928 and 1930 in the organ factory of József Angster and his son, in Pécs, Hungary. The disposition was planned by József Geyer. This organ was made with 5 manuals and 99 registers. Most of the pipes are located on the gallery and there is also a remote work in the dome.

In 1930-31 the organ arm was made, its pipes were placed to the two sides of the sanctuary, its playing table was located in the church. This organ was made with 2 manuals and it has 25 sounding register.

For the year of 1932 the whole organ was made, it was the largest organ in Hungary and the third largest in Europe (after Passau and Milan).

There was a plan to expand the organ but because of lack of coverage it was not made.


In 2002 the organ got an electronic playing table which is able to store 1000 tone combination instead of the old 3.

ST. DEMETRIUS TOWER

Outside the Votive church stands the Saint Demetrius Tower, the oldest architectural relic of the city. The remain of the church erected in honour of Saint Demetrius of Thessaloniki living in the 4th century is called the Dömötör Tower by the people of Szeged.

MUSICAL CLOCK

The tunes of this unique piece of art by watchmaker Ferenc Csúri could be first heard at the Open Air Festival in 1936. The music clock on the upper level of the building, opposite the main entrance of the Votive Church is a symbol of medieval universities. Twice a day, at 12.15 and 17.45 it shows the walk of the graduating students at the end of the academic year.



DÓM VISITORS' CENTRE

The iconic symbol of Szeged, the votive church (also known as the Dóm of Szeged), has been renewed as a result of the HUF 2.1 billion EU and national support. In the crypt, a multifunctional exhibition space has been set up which includes an information desk, a pilgrim cafeteria, and art shop and a bookshop. The liturgical space has also been renewed. New bench rows have been added to the transept, the acoustic has been improved, and the western tower along with the Demetrius (Dömötör) Tower has been opened to the public. However, as I mentioned before, these are just the basic facts. The church and the Dóm Square, which combines the characteristics of a Mediterranean style piazza with the formal brick architecture, is a real communal melting pot and the symbolic centre of a new beginning. It is a cathedral, a family-friendly church, a destination of pilgrims, a sacred space, exclusive conference and concert venue, home of the Szeged Open-Air Festival and an open and receptive community magnet. Recently, I got a postcard from Szeged. In the centre of the colourful card, there was the votive church and the Dóm Square. All the other attractions, the downtown bridge, the university, the bath complex have only been shown in smaller pictures. This postcard is a small proof that the city of Szeged is mostly associated with its cathedral and the Szeged Open-Air Festival.

ÓPUSZTASZER NATIONAL PARK

alternative ORGAN CONCERT

30 August, 2017

Wednesday at 17:00 – departure from the conference site by buses
TIK Building of the University of Szeged (10 Ady sq, H-6722 Szeged)

ÓPUSZTASZER

Ópusztaszer is a village in Csongrád county, in the Southern Great Plain region of southern Hungary. It is most known as the location of the Ópusztaszer National Heritage Park.

Our 136-acre theme park less than half an hour drive north of Szeged, invites you to explore the history of Hungary as well as the culture and life-style of people living on the Southern Great Plain. Beautifully nestled in the Pusztaszer Protected Landscape, the Heritage Park marks one of the most sacred and important historical sites in Hungary, Ópusztaszer, where in the year 896 the modern nation of Hungary was born.

Ópusztaszer is the cradle of the state of Hungary. Through its history, it strengthens the nation, and gives hope to future generations. According to Hungarian tradition, it was at this place, around 896 AD that Chief Árpád, the Duke of the Magyars and his chieftains (his leading men) pitched up their tents, and codified the common laws of their new country. Thus, today's Heritage Park is far more than a tourist attraction: it is the place where all Hungarians can turn to in order to strengthen their national identity, to remember and preserve their history, culture, and traditions.

In five distinct areas, the Heritage Park

- exhibits one of Europe's largest panorama paintings, the Feszty-panorama: Arrival of the Conquering Hungarians into the Carpathian Basin
- invites visitors to discover the archeological excavations of a medieval monastery
- raises awareness and appreciation of nature, and understanding of the history of the region through exhibits in the eco-friendly Csete yurts
- replicates village life in a living Open Air Museum with 15 reconstructed buildings from the Interwar Period, and
- offers a visually capturing display of traditional Hungarian horsemanship, including archery, horseback wrestling, racing, and outfits dating back to the time of Genghis Khan and earlier.



CONFERENCE DINNER

The conference dinner will take place at
Tisza Hotel (3 Széchenyi sq, H-6720 Szeged)
on Thursday 31 August 2017, from 19:30.

The planned schedule of the dinner:

- 19:30 Opening of dinner
- 20:30 Dinner
- 23:00 End of the dinner

Tisza Hotel*** that is said to be the most elegant hotel of Szeged and its region, is situated on Széchenyi Square, the main square of the city. The hotel has become famous in the city for its special atmosphere recalling the ambiance of the turn of the century.



The elegant Concert Hall of the Hotel is a unique and representative venue which offers to make our gala dinner unforgettable.

History of Tisza Hotel

The hotel was built right after the reception of the building permit on 25 March 1885. At the beginning it was called „Vigadó” later „Hotel Metropol” finally it was named „Hotel Tisza” at the honour of Prime Minister Kálmán Tisza, who has been in office for 10 years at the time. This is the origin of the hotel's name.

The hotel was closed down in 1949 and reopened in 1963. The new owners renovated the hotel preserving the historical atmosphere but also installing some modern services into the turn of the century environment.

POST-CONGRESS TOUR TO BUDAPEST

1–3 September 2017 (participation fee: 250 EUR)

A DAY IN BUDAPEST: PARLIAMENT BUILDINGS, BUDA CASTLE, AND THE MATTHIAS CHURCH

You will find detailed information about the sites to be visited below.

PRELIMINARY SCHEDULE

1 September, 2017 / Friday

- 14:00 – Departure from the University Congress Centre by bus
- 16:30 – Arrival to Budapest
- 16:30 – 18:30 Free time
- 18:30 – Dinner

2 September, 2017 / Saturday

- 10:00 – 11:30 Sightseeing by bus - Pest area
- 11:45 – 12:30 Visit the famous Hungarian Parliament
- 13:00 – 14:30 Lunch at Strudelhouse
- 14:30 – 17:00 Visit to the Buda Castle, Matthias Church and Fisherman's Bastion by guided tour
- 17:00 – Free time
- 18:30 – Dinner

3 September, 2017 / Sunday


Transfers to the airport

BUDAPEST

Budapest is the capital and the largest city of Hungary, and one of the largest cities in the European Union. It is the country's principal political, cultural, commercial, industrial, and transportation centre, sometimes described as the primate city of Hungary

The history of Budapest began with Aquincum, originally a Celtic settlement that became the Roman capital of Lower Pannonia.

Cited as one of the most beautiful cities in Europe its extensive World Heritage Site includes the banks of the Danube, the Buda Castle Quarter, Andrassy Avenue, Heroes' Square and the Millennium Underground Railway, the second oldest in the world. Other highlights include a total of 80 geothermal springs, the world's largest thermal water cave system, second largest synagogue, and third largest Parliament building.



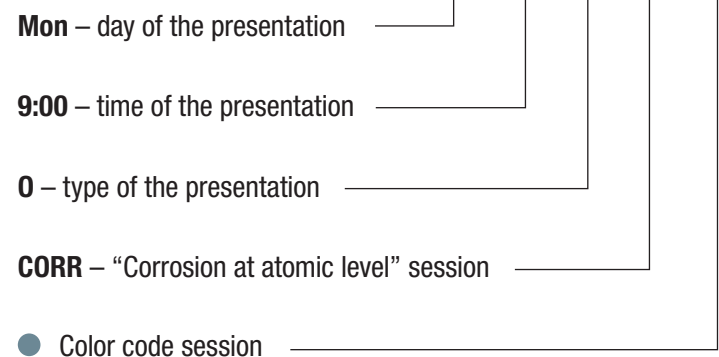
SCIENTIFIC TOPICS

- BAND** ● Band structure of solid surfaces
- BIMS** ● Bimetallic surfaces and alloy nanocrystals
- CATH** ● Catalytic 2D-model studies under high pressures
- CATL** ● Catalytic 2D-model studies at low pressures
- COMP** ● Computational surface chemistry and physics
- CORR** ● Corrosion at atomic level
- EG2D** ● Epitaxial growth and modification of 2D materials
- ELAM** ● Electron attachment of adsorbed molecules
- ELCH** ● Electrochemistry at surfaces
- ENER** ● Surfaces for energy production and harvesting
- GRAP** ● Graphene and carbon-based 2D films
- LASE** ● LASER pulses for surface electron dynamics
- MAGN** ● Surface and molecular magnetism
- MOLA** ● Ultrathin two-dimensional molecular self-assembly
- NAEX** ● Novel advancement of experimental methods
- ORGS** ● Organic molecules on solid surfaces
- OXID** ● Oxide surfaces and ultrathin oxide films
- PISC** ● Photo-Induced Surface Chemistry
- SAMA** ● Structural analysis and manipulation on atomic scale
- SEMI** ● Semiconductor surfaces and ultrathin layers

Type of presentations

- Plenary lecture Plen
- Invited lecture I
- Keynote lecture K
- Oral presentation O
- Poster presentation PS

Communication code **Mon-9:00-0-CORR ●**



Rolf Jürgen Behm
Ulm University, GERMANY

Nanostructured metal surfaces – from surface science to electrochemistry / electrocatalysis

Fri-11:20-Plen-7



Charles T. Campbell
University of Washington, USA

Adsorption calorimetry techniques on well-defined surfaces and their application in understanding catalysis, photovoltaics and atomic-layer deposition

Fri-9:20-Plen-5



Young Kuk
Seoul National University, KOREA

Electronic and Phononic Structure Measurements on Superconducting Surfaces using Scanning Tunneling Microscopy

Wed-14:00-Plen-3



Elisa Molinari
CNR Institute of Nanoscience S3 Modena, ITALY

Illuminating nanosystems at surfaces

Fri-10:10-Plen-6



Rasmita Raval
University of Liverpool, UNITED KINGDOM

Supramolecular and covalent assembly of molecules at surfaces: chirality, complexity and diversity

Wed-14:50-Plen-4



Gabor A. Somorjai
University of California at Berkeley, USA

Surface science approach to the molecular level integration of the principles in heterogeneous, homogeneous, and enzyme catalysis

Mon-9:30-Plen-1



Martin Wolf
Fritz Haber Institute in Berlin, GERMANY

Ultrafast dynamics of excited states and light induced processes at surfaces

Mon-10:40-Plen-2

KEYNOTE LECTURES



Falko P. Netzer
Institute of Physics, Karl-Franzens University Graz, Graz, AUSTRIA

2D oxide systems: strong versus weak substrate coupling

Wed-16:00-K-OXID HALL-C



Károly Osvay
ELI-ALPS, ELI-HU Nonprofit Ltd, Szeged, HUNGARY

The ELI Research Infrastructure and implementation status

Mon-11:30-K-ELI-ALPS CONGRESS HALL



Swetlana Schaueremann
Institute of Physical Chemistry, Christian Albrechts University of Kiel, Kiel, GERMANY

Partial selective hydrogenation of acrolein over model Pd catalysts: a mechanistic IRAS and molecular beam study

Tue-16:40-K-CATL HALL-E



Hans-Peter Steinrück
Physikalische Chemie II, Universität Erlangen-Nürnberg, GERMANY

Chemical reactions in ionic liquids monitored through the gas (vacuum)/liquid interface

Wed-9:40-K-NAEX HALL-A



Masaki Tanemura
Nagoya Institute of Technology, Nagoya, JAPAN

Towards the low temperature growth of transfer free graphene

Wed-11:20-K-GRAP HALL-D



Micha Asscher
The Hebrew University of Jerusalem, ISRAEL

Buffer layer assisted deposition as a tool for basic catalysis and photo-induced surface science studies

Tue-16:00-I-PISC HALL-A



Kirsten von Bergmann
University of Hamburg, GERMANY

Manipulation of interface-induced Skyrmions studied with STM

Tue-10:40-I-MAGN HALL-D



László P. Biró
MTA Centre for Energy Research, Budapest, HUNGARY

2D materials: atomic scale lithography, defects and vertical heterostructures

Tue-15:00-I-EG2D HALL-E



Giovanni Comelli
University of Trieste, ITALY

Graphene growth on Ni surfaces

Thu-10:40-I-GRAP HALL-A



Lamberto Duò
Politecnico Milano, ITALY

Tailoring the properties of oxide/metal interfaces: from metallic to graphitic buffer layers

Tue-14:00-I-OXID HALL-C

INVITED LECTURES



Adam S. Foster
Aalto University, Aalto, FINLAND

Molecularly functionalized surfaces and interfaces

Wed-10:40-I-COMP HALL-E



Andrew Gellman
Carnegie Mellon University, Pittsburgh, USA

Alloy surface science spanning composition space

Wed-9:00-I-BIMS HALL-B



Luca Gregoratti
Elettra – Sincrotrone Trieste, ITALY

Bridging the material and pressure gaps in synchrotron based photo-electron *in-situ/operando* studies

Tue-9:40-I-NAEX HALL-C



Kersti Hermansson
University of Uppsala, SWEDEN

Multiscale modelling of reactive metal oxide interfaces

Thu-10:40-I-OXID HALL-C



Pavel Jelinek
Inst. of Physics of the Czech Academy of Science, Prague, CZECH REPUBLIC

High-resolution AFM/STM/IETS imaging and its applications

Tue-10:40-I-NAEX HALL-C

INVITED LECTURES



Angelika Kühnle
Johannes Gutenberg University Mainz, GERMANY

Generic nature of long-range repulsion in molecular self-assembly on a bulk insulator surface

Mon-15:00-I-ORGS HALL-B



Jill Miwa
Aarhus University, DENMARK

Electronic properties of ultra sharp dopant profiles in Silicon

Thu-9:00-I-SEMI HALL-D



Svetlozar Surnev
University of Graz, AUSTRIA

2D ternary oxide layers: new paradigmas of structure and stoichiometry

Wed-9:00-I-OXID HALL-C



Elena Vedmedenko
University of Hamburg, GERMANY

Information and energy storage in magnetic skyrmions and helices: Role of oscillating Dzyaloshinskii-Moriya interactions

Thu-14:00-I-ENER HALL-B



Beata Lesiak-Orłowska
PAS – Institute of Physical Chemistry, Warsaw, POLAND

Surfaces of nanocarbon-based materials – chemical and structural analysis by electron spectroscopic methods

Wed-9:40-I-GRAP HALL-D



Konstantin Neyman
University of Barcelona, SPAIN

Efficient computational engineering of bimetallic nanocrystals

Tue-15:00-I-BIMS HALL-A



Sefik Suzer
Bilkent University, TURKEY

Investigation of ionic liquid interfaces using time- and position-resolved XPS

Mon-14:00-I-NAEX HALL-D



Yeliang Wang
Chinese Academy of Sciences, Beijing, PR CHINA

Manipulation of individual atoms/molecules on surfaces of 2D atomic crystals: from Kondo effect to reversible single spin control

Mon-14:00-I-SAMA HALL-C



Rob Lindsay
The University of Manchester, UNITED KINGDOM

Using surface science to understand corrosion

Tue-9:00-I-CORR HALL-B



Marek Nowicki
University of Wrocław, POLAND

Electrochemical formation of nanostructures monitored by EC-STM and CV

Tue-14:00-I-ELCH HALL-D



János Szanyi
PNNL Pacific Northwest National Laboratory, USA

The mechanism of CO₂ reduction over Pd/Al₂O₃: a combined SSITKA and operando FTIR investigation

Thu-15:00-I-CATH HALL-A



Martin Weinelt
Free University Berlin, GERMANY

Ultrafast magnetization dynamics and its signature in the transient electronic structure

Thu-9:00-I-LASE HALL-E



Hubertus Marbach
University of Erlangen-Nürnberg, GERMANY

Towards the controlled fabrication of well-defined nanostructures: a surface science approach to electron beam lithography

Thu-16:00-I-ELAM HALL-C



Günther Rupprechter
Vienna University of Technology, AUSTRIA

Spectroscopy and microscopy of catalytic processes on well-defined surfaces: from UHV to operando conditions

Thu-9:40-I-CATH HALL-B



Amina Taleb-Ibrahimi
SOLEIL Synchrotron, Paris, FRANCE

Electronic structure of quantum materials and perspectives with ultra-high brilliant sources

Mon-15:00-I-BAND HALL-E



Vladimír Matolin
Charles University Prague, CZECH REPUBLIC

Single-atom Pt-cerium oxide catalysts

Tue-9:00-I-ENER HALL-A



Janusz Sadowski
MAX IV Laboratory Lund University, Lund, SWEDEN

(Ga, Mn) As as a canonical dilute ferromagnetic semiconductor – electronic structure, surface effects & magnetism in low dimensional structures

Thu-15:00-I-SEMI HALL-D



Michael Trenary
University of Illinois at Chicago, USA

Spectroscopic characterization of reaction pathways over a Pd-Cu(111) single atom alloy

Mon-14:00-I-CATL HALL-A

INVITED LECTURES

PROGRAM OVERVIEW

Sunday, August 27

SZTE TIK – ATRIUM AREA	
15:00	REGISTRATION (15:00 – 19:30)
18:00	
19:30	WELCOME PARTY (18:00 – 19:30)

Monday, August 28

SZTE TIK – CONGRESS HALL					
09:00	OPENING CEREMONY (09:00 – 09:30)				
09:30	PLENARY 1 Somorjai G A				
10:20	COFFEE BREAK 20' (10:20 – 10:40)				
10:40	PLENARY 2 Wolf M				
11:30	Osvay K				
12:00	LUNCH (12:00 – 14:00)				
HALL-A	HALL-B	HALL-C	HALL-D	HALL-E	
14:00	CATL	ORGS	SAMA	NAEX	BAND
14:20					
14:40					
15:00					
15:20					
15:40	COFFEE BREAK 20' 15:40 – 16:00				
16:00	Visit to ELI-ALPS 16:00 – 18:00				
17:00					
18:00					

Tuesday, August 29

HALL-A	HALL-B	HALL-C	HALL-D	HALL-E	
09:00					
09:20	ENER	CORR	NAEX	MAGN	ORGS
09:40					
10:00					
10:20	COFFEE BREAK 20' (10:20 – 10:40)				
10:40					
11:00	EG2D	ORGS	NAEX	MAGN	ORGS
11:20			OXID	ELCH	
11:40					
12:00	EXHIBITION, LUNCH (12:00 – 14:00)				
14:00					
14:20	BIMS	ORGS	OXID	ELCH	EG2D
14:40					
15:00					
15:20					
15:40	COFFEE BREAK 20' (15:40 – 16:00)				
16:00	PISC	ORGS	OXID	ELCH	CATL
16:20					
16:40				MOLA	
17:00					
17:20					
17:40					
18:00	POSTER SESSION 1 (18:00 – 19:30)				
19:30					

Wednesday, August 30

HALL-A	HALL-B	HALL-C	HALL-D	HALL-E	
09:00	ORGS				
09:20		BIMS	OXID	GRAP	COMP
09:40	NAEX				
10:00					
10:20	COFFEE BREAK 20' (10:20 – 10:40)				
10:40					
11:00	ORGS	BAND	OXID	GRAP	COMP
11:20					
11:40					
12:00	EXHIBITION, LUNCH (12:00 – 14:00)				
14:00	SZTE TIK – CONGRESS HALL				
	PLENARY 3 Kuk Y				
14:50	PLENARY 4 Raval R				
15:40	COFFEE BREAK 20' (15:40 – 16:00)				
16:00	ORGS	BAND	OXID	GRAP	SAMA
16:20					
16:40					
17:00	SOCIAL EVENTS (17:00 – 22:00)				
22:00					

Thursday, August 31

HALL-A	HALL-B	HALL-C	HALL-D	HALL-E	
09:00					
09:20	MOLA	CATH	OXID	SEMI	LASE
09:40				SAMA	
10:00				GRAP	
10:20	COFFEE BREAK 20' (10:20 – 10:40)				
10:40				ORGS	LASE
11:00	GRAP	CATH	OXID	SEMI	ORGS
11:20					
11:40					
12:00	EXHIBITION, LUNCH (12:00 – 14:00)				
14:00	GRAP			SEMI	
14:20	CATH	ENER	OXID	SAMA	ORGS
14:40					
15:00				SEMI	
15:20					
15:40	COFFEE BREAK 20' (15:40 – 16:00)				
16:00	CATH	ENER	ELAM	SEMI	ORGS
16:20	CATL				
16:40					
17:00	POSTER SESSION 2 (17:00 – 18:30)				
18:30					
19:30	CONFERENCE DINNER (19:30 – 22:00)				
22:00					

Friday, September 1

SZTE TIK – CONGRESS HALL	
09:20	PLENARY 5 Campbell C T
10:10	PLENARY 6 Molinari E
11:00	COFFEE BREAK 20' (11:00 – 11:20)
11:20	PLENARY 7 Behm R J
12:10	CLOSING CEREMONY (12:10 – 12:40)
12:40	

- BAND** ● Band structure of solid surfaces
- BIMS** ● Bimetallic surfaces and alloy nanocrystals
- CATH** ● Catalytic 2D-model studies under high pressures
- CATL** ● Catalytic 2D-model studies at low pressures
- COMP** ● Computational surface chemistry and physics

- CORR** ● Corrosion at atomic level
- EG2D** ● Epitaxial growth and modification of 2D materials
- ELAM** ● Electron attachment of adsorbed molecules
- ELCH** ● Electrochemistry at surfaces
- ENER** ● Surfaces for energy production and harvesting



- GRAP** ● Graphene and carbon-based 2D films
- LASE** ● LASER pulses for surface electron dynamics
- MAGN** ● Surface and molecular magnetism
- MOLA** ● Ultrathin two-dimensional molecular self-assembly
- NAEX** ● Novel advancement of experimental methods

- ORGS** ● Organic molecules on solid surfaces
- OXID** ● Oxide surfaces and ultrathin oxide films
- PISC** ● Photo-Induced Surface Chemistry
- SAMA** ● Structural analysis and manipulation on atomic scale
- SEMI** ● Semiconductor surfaces and ultrathin layers

Sunday, August 27 From 15:00 to 19:30

SZTE TIK – ATRIUM AREA	
15:00	REGISTRATION (15:00 – 19:30) This service is continuously available during the conference office hours.
18:00	WELCOME DRINK (18:00 – 19:30)
19:30	

Monday, August 28 From 09:00 to 12:00

SZTE TIK – CONGRESS HALL	
09:00	OPENING CEREMONY (09:00 – 09:30)
09:30	 PLENARY TALK Mon-9:30-Plen-1 – Surface science approach to the molecular level integration of the principles in heterogeneous, homogeneous, and enzyme catalysis Somorjai G A <i>University of California, Berkeley, USA</i>
10:20	COFFEE BREAK 20' (10:20 – 10:40)
10:40	 PLENARY TALK Mon-10:40-Plen-2 – Ultrafast dynamics of excited states and light induced processes at surfaces Wolf M <i>(Fritz Haber Institute of the Max Planck Society, Department of Physical Chemistry, Berlin, Germany)</i>
11:30	Mon-11:30-K-ELI-ALPS – The ELI Research Infrastructure and implementation status Osvay K <i>ELI-ALPS, ELI-HU Nonprofit Ltd, Szeged, Hungary</i>
12:00	LUNCH (12:00 – 14:00)

Sunday, August 27

























From 15:00 to 19:30



Monday, August 28

From 09:00 to 12:00

15:00	
18:00	
19:30	

09:00	
09:30	
10:20	
10:40	
11:30	
12:00	

- BAND**  Band structure of solid surfaces
- BIMS**  Bimetallic surfaces and alloy nanocrystals
- CATH**  Catalytic 2D-model studies under high pressures
- CATL**  Catalytic 2D-model studies at low pressures
- COMP**  Computational surface chemistry and physics
- CORR**  Corrosion at atomic level
- EG2D**  Epitaxial growth and modification of 2D materials
- ELAM**  Electron attachment of adsorbed molecules
- ELCH**  Electrochemistry at surfaces
- ENER**  Surfaces for energy production and harvesting
- GRAP**  Graphene and carbon-based 2D films
- LASE**  LASER pulses for surface electron dynamics
- MAGN**  Surface and molecular magnetism
- MOLA**  Ultrathin two-dimensional molecular self-assembly
- NAEX**  Novel advancement of experimental methods
- ORGS**  Organic molecules on solid surfaces
- OXID**  Oxide surfaces and ultrathin oxide films
- PISC**  Photo-Induced Surface Chemistry
- SAMA**  Structural analysis and manipulation on atomic scale
- SEMI**  Semiconductor surfaces and ultrathin layers
-  IUVSTA-Elsevier STUDENT AWARD WINNERS
-  EPS STUDENT GRANT WINNERS
-  EPS POSTER PRIZE APPLICANTS
-  ECOSS PRIZE APPLICANTS






	HALL-A	HALL-B	HALL-C
14:00	Mon-14:00-I-CATL ● – Spectroscopic characterization of reaction pathways over a Pd-Cu(111) Single-Atom Alloy Trenary M <i>University of Illinois at Chicago, Chicago, USA</i> Co-authors: Kruppe C M, Krooswyk J D	Mon-14:00-0-ORGS ● – Simultaneous high-resolution AFM/STM/IETS imaging of FePc on Au111 Krejčí O <i>Institute of Physics of the CAS, Prague, Czech Republic</i> Co-authors: de la Torre B, Švec M, Krejčí O, Foti G, Vázquez H, Zbořil R, Jelínek P	Mon-14:00-I-SAMA ● – Manipulation of individual atoms/molecules on surfaces of 2D atomic crystals: From Kondo effect to reversible single spin control Wang J <i>Institute of Physics & University of Chinese Academy of Sciences, China</i>
14:20		Mon-14:20-0-ORGS ● – Adsorption of porphyrin-based dyes on TiO ₂ surfaces: STM study Such B <i>Jagiellonian University, Krakow, Poland</i> Co-authors: Zajac Ł, Olszowski P, Bodek Ł, Godlewski S, Jöhr R, Glatzel T, Meyer E, Szymanski M	
14:40	Mon-14:40-0-CATL ● – Oxidation reactions on Au surfaces: the role of water Risse T <i>Institute of Chemistry and Biochemistry, Free University Berlin, Berlin, Germany</i> Co-authors: Moreira R, Meyer E	Mon-14:40-0-ORGS ● – Control over self-assembly of phthalocyanine molecules via the electric field of an STM tip Kocán P <i>Charles University in Prague, Prague, Czech Republic</i> Co-authors: Matvija P, Sobotík P, Pieczyrak B, Jurczyszyn L, Rozbořil F, Ošťádal I	
15:00	Mon-15:00-0-CATL ● – Effect of gold on the adsorption properties of acetaldehyde on clean and h-BN covered Rh(111) surface Farkas A P <i>ELI-ALPS, ELI-HU Non-profit Ltd, Szeged, Hungary</i> Co-authors: Szitás Á, Vári G, Óvári L, Berkó A, Kiss J, Kónya Z	Mon-15:00-I-ORGS ● – Generic nature of long-range repulsion in molecular self-assembly on a bulk insulator surface Kühnle A <i>Institut für Physikalische Chemie, Johannes Gutenberg-Universität Main, Mainz, Germany</i> Co-authors: Neff J L	Mon-15:00-0-SAMA ● – Dipole-mediated single-molecule manipulation Simpson G J <i>University of Graz, Graz, Austria</i> Co-authors: Grill L, García-López V, Tour J
15:20	Mon-15:20-0-CATL ● – Real-time observation of diffusive processes by field emission microscopy Barroo C <i>Chemical Physics of Materials and Catalysis, Université libre de Bruxelles, CP243, Brussels, Belgium</i> Co-authors: de Decker Y, de Bocarmé T V		Mon-15:20-0-SAMA ● – Ferroelectricity at the atomic scale Serrate D <i>Instituto de Nanociencia de Aragón and Laboratorio de Microscopías Avanzadas, Universidad de Zaragoza, Zaragoza, Spain</i> Co-authors: Piantek M, Schubert S, Persson M, Hirjibehedin C F
15:40	COFFEE BREAK 20' 15:40 – 16:00		
16:00	Visit to ELI-ALPS 16:00 – 18:00 Participants should check in for this program 5 days before the visit by e-mail message.		
17:00	Mon-17:00-0-ELI-ALPS – The next generation of attosecond sources at ELI-ALPS Kuehn S <i>ELI-ALPS, ELI-HU Nonprofit Ltd, Szeged, Hungary</i>		
18:00	Co-authors: Csizmadia T, Farkas B, Füle M, Dumergue M, Kahaly S, Major B, Mondal S, Tzallas P, Antici P, Charalambidis D, Dombi P, Lepine F, Fülöp L, Mészáros G, Osvay K, Sansone G, Varju K		

	HALL-D	HALL-E	
	Mon-14:00-I-NAEX ● – Investigation of ionic liquid interfaces using time- and position-resolved XPS Suzer S <i>Bilkent University, Chemistry Department, Ankara, Turkey</i>	Mon-14:00-0-BAND ● – Novel systems toward ambient pressure photoemission spectroscopy Walczak L <i>R&D Department, PREVAC Sp. z o.o., Rogow, Poland</i>	14:00
		Mon-14:20-0-BAND ● – Theoretical study on spin states of photoelectrons emitted from spin-polarized surface states with a mirror symmetry Kobayashi K <i>Department of Physics, Ochanomizu University, Japan</i> Co-authors: Yaji K, Kuroda K, Komori F	14:20
	Mon-14:40-0-NAEX ● – EnviroESCA – Routine surface chemical analysis under environmental conditions for biological samples Simic-Milosevic V <i>SPECS Surface Nano Analysis GmbH, Berlin, Germany</i> Co-authors: Bahr S, Thissen A, Dietrich P, Kjaervik M, Unger W	Mon-14:40-0-BAND ● – Spectroscopic investigation of surface opto-spin-current on Ir(111) covered by graphene Arafune R <i>International Center for Materials Nanoarchitectonics, National Institute for Materials Science, Tokyo, Japan</i> Co-authors: Nakazawa T, Takagi N, Kawai M	14:40
	Mon-15:00-0-NAEX ● – Transmission X-ray diffraction for a real-time observation of thin-film growth Tajiri H <i>Japan Synchrotron Radiation Research Institute SPRING-8, Japan</i>	Mon-15:00-I-BAND ● – Electronic structure of quantum materials and perspectives with ultra-high brilliant sources Taleb-Ibrahimi A <i>UR1-CNRS/ Synchrotron SOLEIL, L'Orme des Merisiers, Saint-Aubin, Gif sur Yvette, France</i>	15:00
	Mon-15:20-0-NAEX ● – Seeing is believing: atomic-scale imaging of catalysts under reaction conditions Groot I M N <i>Leiden Institute of Chemistry, Leiden University, the Netherlands</i>		15:20
			15:40
			16:00
			18:00

Monday, August 28

From 14:00 to 18:00

- BAND** ● Band structure of solid surfaces
- BIMS** ● Bimetallic surfaces and alloy nanocrystals
- CATH** ● Catalytic 2D-model studies under high pressures
- CATL** ● Catalytic 2D-model studies at low pressures
- COMP** ● Computational surface chemistry and physics
- CORR** ● Corrosion at atomic level
- EG2D** ● Epitaxial growth and modification of 2D materials
- ELAM** ● Electron attachment of adsorbed molecules
- ELCH** ● Electrochemistry at surfaces
- ENER** ● Surfaces for energy production and harvesting
- GRAP** ● Graphene and carbon-based 2D films
- LASE** ● LASER pulses for surface electron dynamics
- MAGN** ● Surface and molecular magnetism
- MOLA** ● Ultrathin two-dimensional molecular self-assembly
- NAEX** ● Novel advancement of experimental methods
- ORGS** ● Organic molecules on solid surfaces
- OXID** ● Oxide surfaces and ultrathin oxide films
- PISC** ● Photo-Induced Surface Chemistry
- SAMA** ● Structural analysis and manipulation on atomic scale
- SEMI** ● Semiconductor surfaces and ultrathin layers





-  EPS INVITED SPEAKER GRANT
-  IUVSTA-Elsevier STUDENT AWARD WINNERS
-  EPS STUDENT GRANT WINNERS
-  EPS POSTER PRIZE APPLICANTS
-  ECOSS PRIZE APPLICANTS


	HALL-A	HALL-B	HALL-C
09:00	Tue-9:00-I-ENER ● – Single-atom Pt-cerium oxide catalysts Matolin V <i>Charles University, Faculty of Mathematics and Physics, Prague, Czech Republic</i>	Tue-9:00-I-CORR ● – Using surface science to understand corrosion Lindsay R <i>Corrosion and Protection Centre, School of Materials, The University of Manchester, Manchester, UK</i> Co-authors: Acres M, Hussain H	Tue-9:00-O-NAEX ● – Sharpness-induced energy shifts of quantum well states in Pb islands on Cu(111) Chan W-Y <i>Institute of Physics, Academia Sinica, Nankang, Taipei, Taiwan, Republic of China</i> Co-authors: Lu S-M, Su W-B, Liao C-C, Hoffmann G, Tsai T-R, Chang C-S
09:20			Tue-9:20-O-NAEX ● – Silica-based catalyst supports are inert, are they not?: Striking differences in ethanol decomposition reaction originated from meso- and surface-fine-structure evidenced by small-angle X-ray scattering Sápi A <i>Department of Applied and Environmental Chemistry, University of Szeged, Szeged, Hungary</i> Co-authors: Dobó D G, Sebők D, Halasi Gy, Juhász K L, Szamosvölgyi Á, Pusztai P, Varga E, Kálomista I, Galbács G, Kukovecz Á, Kónya Z
09:40	Tue-9:40-O-ENER ● – Redox-mediated conversion of atomically dispersed platinum to sub-nanometer particles Lykhach Y <i>Friedrich-Alexander-Universität Erlangen-Nürnberg, Erlangen, Germany</i> Co-authors: Figueroba A, Skála T, Duchoň T, Tsud N, Aulická M, Neitzel A, Veltruská K, Prince K C, Matolín V, Neyman K M, Libuda J	Tue-9:40-O-CORR ● – Corrosion studies of Lithium Hydride thin films King M <i>AWE, University of Surrey, Guildford, UK</i> Co-authors: Tonks J, Galloway E	Tue-9:40-I-NAEX ● – Novel solutions for near ambient pressure in-situ photoelectron spectro-microscopy Gregoratti L <i>Elettra – Sincrotrone Trieste, Basovizza-Trieste, Italy</i> Co-authors: Amati M, Sezen H, Al-Hada M
10:00	Tue-10:00-O-ENER ● – Graphite oxide-TiO ₂ nanocomposite type photocatalyst for methanol photocatalytic reforming reaction Tálas E <i>Research Centre for Natural Sciences, Budapest, Hungary</i> Co-authors: Turcsányi Á, Majrik K, Pászti Z, Szabó T, Domján A, Mihály J, Tompos A, Dékány I	Tue-10:00-O-CORR ● – H adsorption studies on the Zr(0001) surface Horakova K <i>Institute of Physics, Prague, Czech Republic</i> Co-authors: Cichon S, Lancok J, Kratochvilova I, Chab V, Sajdl P, Floreano L, Verdini A, Rivera M D	
10:20	COFFEE BREAK 20' (10:20 – 10:40)		
10:40	Tue-10:40-O-EG2D ● – Symmetry reduction on metal supported Graphene by intercalation of Pb Ayani C G <i>IMDEA Nanociencia, Madrid, Spain</i> Co-authors: Navarro J J, Calleja F, Vázquez de Parga A L, Miranda R	Tue-10:40-O-ORGS1 ● – On-surface transmetalation of Fe-Porphyrin network on Au(111) Hötger D <i>Max Planck Institute for Solid State Research, Stuttgart, Germany</i> Co-authors: Morchutt C, Alexa P, Grumelli D, Dreiser J, Stepanow S, Etzkorn M, Gutzler R, Kern K	Tue-10:40-I-NAEX ● – High-resolution AFM/STM/IETS imaging and its applications Jelinek P <i>Institute of Physics of the Czech Academy of Sciences, Prague, Czech Republic</i>
11:00	Tue-11:00-O-EG2D ● – Transition from Sulfided Molybdenum clusters to monolayer MoS ₂ on Au(111) Bana H V <i>Physics Department, University of Trieste, Trieste, Italy</i> Co-authors: Travaglia E, Lacovig P, Bignardi L, Larciprete R, Baraldi A, Lizzit S	Tue-11:00-O-ORGS1 ● – Structure and electronic properties of Zn-tetra-phenyl-porphyrins single- and multi-layer films grown on Fe (001)-p(1x1)O Calloni A <i>Department of Physics, Politecnico di Milano, Italy</i> Co-authors: Floreano L, Yivlialin R, Bussetti G, A. Goldoni A, Verdini A, Picone A, Brambilla A, Finazzi M, Duò L, Ciccacci F	


HALL-D	HALL-E	
Tue-9:00-O-MAGN ● – Spin reorientation in fcc Fe thin films with Mn overlayer Nakashima S <i>University of Tokyo, Kashiwa - Chiba, Japan</i> Co-authors: Miyamachi T, Takahashi Y, Komori F		09:00
Tue-9:20-O-MAGN ● – Probing the exchange coupling through a Nc-functionalized STM Verlhac B <i>Université de Strasbourg, Strasbourg, France</i> Co-authors: Ormaza M, Bachellier, Garnier L, Limot L, Bocquet M-L, Lorente N	Tue-9:20-O-ORGS ● – Conductance of aromatic and antiaromatic molecules Arasu N P <i>Institute of Physics, Academy of Sciences of the Czech Republic, Prague, Czech Republic</i> Co-author: Vázquez H	09:20
Tue-9:40-O-MAGN ● – Giant hysteresis of single-molecule magnets adsorbed on a nonmagnetic insulator Dreiser J <i>Swiss Light Source, Paul Scherrer Institut, Villigen and Institute of Physics (IPHYS), Ecole Polytechnique Fédérale de Lausanne, Lausanne, Switzerland</i> Co-authors: Wäckerlin C, Donati F, Singha A, Baltic R, Rusponi S, Diller K, Patthey F, Pivetta M, Brune H	Tue-9:40-O-ORGS ● – Investigating superhydrogenated polycyclic aromatic hydrocarbons on graphite and their catalytic effect on interstellar H ₂ formation Simonsen F D S <i>Department of Physics and Astronomy, Aarhus University, Aarhus, Denmark</i> Co-authors: Skov A W, Jensen P A, Hornekær L	09:40
Tue-10:00-O-MAGN ● – <i>Ab-initio</i> analysis of nitric oxide adsorption on an FeO ₂ terminated (001) surface of LaFeO ₃ Kizaki H <i>Department of Precision Science and Technology, Graduate School of Engineering, Osaka University, Japan</i> Co-authors: Morikawa Y	Tue-10:00-O-ORGS ● – Adsorption of anthracene and pentacene on coinage metal surfaces: coverage effects and the role of the van der Waals interactions Morbec J M <i>Faculty of Physics, University of Duisburg-Essen, Duisburg, Germany</i> Co-author: Kratzer P	10:00
		10:20
Tue-10:40-I-MAGN ● – Manipulation of interface-induced Skyrmions studied with STM Bergmann K <i>Department of Physics, University of Hamburg, Germany</i>	Tue-10:40-O-ORGS2 ● – Electronic structure of Au-C60-Au single molecule junction fixed by current voltage characteristics and thermopower measurement Isshiki Y <i>Department of Chemistry, Tokyo Institute of Technology, Tokyo, Japan</i> Co-authors: Komoto Y, Fujii S, Kiguchi M	10:40
	Tue-11:00-O-ORGS2 ● – Switchable charge states in multi-ferrocene molecules Ondráček M <i>Institute of Physics, Czech Academy of Sciences, Praha, Czech Republic</i> Co-authors: Berger J, Stetsovych O, Švec M, Stará I, Starý I, Jelinek P	11:00

Tuesday, August 29

From 09:00 to 11:00

- BAND** ● Band structure of solid surfaces
 - BIMS** ● Bimetallic surfaces and alloy nanocrystals
 - CATH** ● Catalytic 2D-model studies under high pressures
 - CATL** ● Catalytic 2D-model studies at low pressures
 - COMP** ● Computational surface chemistry and physics
 - CORR** ● Corrosion at atomic level
 - EG2D** ● Epitaxial growth and modification of 2D materials
 - ELAM** ● Electron attachment of adsorbed molecules
 - ELCH** ● Electrochemistry at surfaces
 - ENER** ● Surfaces for energy production and harvesting
 - GRAP** ● Graphene and carbon-based 2D films
 - LASE** ● LASER pulses for surface electron dynamics
 - MAGN** ● Surface and molecular magnetism
 - MOLA** ● Ultrathin two-dimensional molecular self-assembly
 - NAEX** ● Novel advancement of experimental methods
 - ORGS** ● Organic molecules on solid surfaces
 - OXID** ● Oxide surfaces and ultrathin oxide films
 - PISC** ● Photo-Induced Surface Chemistry
 - SAMA** ● Structural analysis and manipulation on atomic scale
 - SEMI** ● Semiconductor surfaces and ultrathin layers
-
-  IUVSTA-Elsevier STUDENT AWARD WINNERS
 -  EPS STUDENT GRANT WINNERS
 -  EPS POSTER PRIZE APPLICANTS
 -  ECOSS PRIZE APPLICANTS





	HALL-A	HALL-B	HALL-C
11:20	<p>Tue-11:20-0-EG2D ● – Surface reactivity of Au-Ag and Pt-Rh during deNO_x reactions studied by field emission techniques Jacobs L <i>Chemical Physics of Materials and Catalysis, Université libre de Bruxelles, Brussels, Belgium</i> Co-authors: Barroo C, Gilis N, Lambeets S, Genty E, de Bocarmé T V</p>	<p>Tue-11:20-0-ORGS1 ● – Chemical transformation and magnetic induced properties of a fluorinated tetraphenylporphyrin on Au(111) Cirera B <i>IMDEA Nanoscience, Madrid, Spain</i> Co-authors: Otero R, Gallego J M, Ecija D</p>	<p>Tue-11:20-0-OXID ● – Probing <i>in situ</i> the wetting at metal/oxide interface via plasmonics combined with photoemission Messaykeh M <i>Institut des NanoSciences de Paris, CNRS Sorbonne Université, Paris, France</i> Co-authors: Lazzari R, Jupille J, Cabailh G, Le T H L, Goniakowski J, Noguera C, Chenot S, Koltsov A, Mataigne J M</p> 
11:40		<p>Tue-11:40-0-ORGS1 ● – Molecular topology and metal/organic interfaces Gottfried M J <i>Fachbereich Chemie, Philipps-Universität Marburg, Germany</i> Co-authors: Klein B P, van der Heijden N, Krug C K, Schöniger M, Rosenow P, Schmid M, Tonner R, Swart I</p>	<p>Tue-11:40-0-OXID ● – Self-cleaning oxide surfaces as optical windows used in environmental surveillance Akhtar N <i>Department of Physics and Technology, University of Bergen, Norway</i> Co-authors: Holst B</p>
12:00	EXHIBITION, LUNCH (12:00 – 14:00)		
14:00	<p>Tue-14:00-0-BIMS ● – Size dependent spinodal decomposition in Cu-Ag nanoparticles Erdélyi Z <i>Department of Solid State Physics, University of Debrecen, Debrecen, Hungary</i> Co-authors: Gajdics B, Tomán J J, Radnóczy G, Bokányi E, Misják F</p>	<p>Tue-14:00-0-ORGS ● – On-surface synthesis of free-base corroles: A combined theoretical and experimental characterization Rauls E <i>Det teknisk-naturvitenskapelige Fakultet, Universitetet i Stavanger, Norway</i> Co-authors: Aldahhak H, Paszkiewicz M, Allegretti F, Duncan D A, Tebi S, Deimel P S, Aguilar P C, Zhang Y, Papageorgiou A C, Koch R, Barth J V, Schmidt W G, Müllegger S, Schöffberger W, Klappenberger F, Gerstmann U</p>	<p>Tue-14:00-0-OXID ● – Tailoring the properties of oxide/metal interfaces: From metallic to graphitic buffer layers Duò L <i>Dipartimento di Fisica, Politecnico di Milano, Milano, Italy</i></p>
14:20	<p>Tue-14:20-0-BIMS ● – Site correlation of two-dimensional Cu-Ni Alloys on Ni(110) Fukuda T <i>Osaka City University, Osaka, Japan</i> Co-authors: Kishida I, Umezawa K</p>	<p>Tue-14:20-0-ORGS ● – Real-space visualization of the pair correlation function in a 2D molecular gas Matvija P <i>Faculty of Mathematics and Physics, Charles University, Prague, Czech Republic</i> Co-authors: Rozbořil F, Sobotík P, Ošťádal I, Kocán P</p>	

	HALL-D	HALL-E	
	<p>Tue-11:20-0-ELCH ● – Ionic liquid thin films on the HOPG and VN surfaces: in-situ electrochemical XPS study Bondarchuk A <i>CIC energiGUNE, Miñano, Alava, Spain</i> Co-authors: Panhwer M, Rojo T, Mysyk R, Goikolea E</p>	<p>Tue-11:20-0-ORGS2 ● – Single-molecule electronic study on nanographene Fujii S <i>Tokyo Institute of Technology, Tokyo, Japan</i> Co-authors: Kiguchi M</p>	11:20
	<p>Tue-11:40-0-ELCH ● – One-pot electrochemical fabrication of reduced graphene oxide-metal/metal oxide nanocomposites for catalytic, sensor and energy storage applications Demir Ü <i>Department of Chemistry, Faculty of Sciences, Atatürk University, Erzurum, Turkey</i> Co-authors: Öznülür T, Doğan H Ö, Urhan B K</p>	<p>Tue-11:40-0-ORGS2 ● – Tracking on-surface chemical reactions for the bottom-up fabrication of graphene nanoribbons and open-shell polymers Di Giovannantonio M <i>EMPA – Swiss Federal Laboratories for Materials Science and Technology, Dübendorf, Switzerland</i> Co-authors: Deniz O, Urgel J I, Mishra S, Widmer R, Stolz S, Ruffieux P, Fasel R, Muntwiler M, Dumslaff T, Beser U, Narita A, Müllen K</p>	11:40
	EXHIBITION, LUNCH (12:00 – 14:00)		12:00
	<p>Tue-14:00-0-ELCH ● – Electrochemical formation of nanostructures monitored by EC-STM and CV Nowicki M <i>University of Wrocław, Wrocław, Poland</i> Co-authors: Madry B, Wandelt K</p>	<p>Tue-14:00-0-EG2D ● – Supramolecular assembly on top and underneath 2D materials: Can molecules interact across a graphene barrier? Laker Z P L <i>University of Warwick, Coventry, United Kingdom</i> Co-authors: Pinfeld H, Xia X, Costantini G, Wilson N R</p> 	14:00
		<p>Tue-14:20-0-EG2D ● – Controlling the growth of Bi(110) and Bi(111) films on an insulating substrate Jankowski M <i>ESRF-The European Synchrotron, Grenoble, France</i> Co-authors: Kamiński D, Vergeer K, Mirolo M, Carla F, Rijnders G, Bollmann T R J</p>	14:20

Tuesday, August 29

From 11:20 to 14:20

- BAND** ● Band structure of solid surfaces
- BIMS** ● Bimetallic surfaces and alloy nanocrystals
- CATH** ● Catalytic 2D-model studies under high pressures
- CATL** ● Catalytic 2D-model studies at low pressures
- COMP** ● Computational surface chemistry and physics
- CORR** ● Corrosion at atomic level
- EG2D** ● Epitaxial growth and modification of 2D materials
- ELAM** ● Electron attachment of adsorbed molecules
- ELCH** ● Electrochemistry at surfaces
- ENER** ● Surfaces for energy production and harvesting
- GRAP** ● Graphene and carbon-based 2D films
- LASE** ● LASER pulses for surface electron dynamics
- MAGN** ● Surface and molecular magnetism
- MOLA** ● Ultrathin two-dimensional molecular self-assembly
- NAEX** ● Novel advancement of experimental methods
- ORGS** ● Organic molecules on solid surfaces
- OXID** ● Oxide surfaces and ultrathin oxide films
- PISC** ● Photo-Induced Surface Chemistry
- SAMA** ● Structural analysis and manipulation on atomic scale
- SEMI** ● Semiconductor surfaces and ultrathin layers

-  IUVSTA-Elsevier STUDENT AWARD WINNERS
-  EPS STUDENT GRANT WINNERS
-  EPS POSTER PRIZE APPLICANTS
-  ECOSS PRIZE APPLICANTS





	HALL-A	HALL-B	HALL-C
14:40	<p>Tue-14:40-0-BIMS ● – Melting processes of 3d metal alloy nanoparticles deposited on surfaces Getzlaff M <i>Institute of Applied Physics and Nanotechnology, University of Düsseldorf, Düsseldorf, Germany</i> Co-author: Bettermann H</p>	<p>Tue-14:40-0-ORGS ● – Self-assembly of tritopic molecules on surfaces: Structure and bonding from computer simulations Szabelski P <i>Maria Curie-Skłodowska University, Lublin, Poland</i> Co-authors: Rżysko W, Nieckarz D</p>	<p>Tue-14:40-0-OXID ● – From 2D to 3D alumina: interface templated growth of γ-Al₂O₃(111)-like films Zabka W-D <i>University of Zürich, Zürich, Switzerland</i> Co-authors: Leuenberger D, Mette G, Osterwalder J</p>
15:00	<p>Tue-15:00-1-BIMS ● – Efficient computational engineering of bimetallic nanocrystals Neyman K M <i>Departament de Ciència dels Materials i Química Física and Institut de Química Teòrica i Computacional, Universitat de Barcelona, Barcelona, Spain</i></p>	<p>Tue-15:00-0-ORGS ● – Covalent and periodic functionalization of graphene/Ru(0001) Navarro J J <i>Universidad Autónoma de Madrid, Madrid, Spain</i> Co-authors: Calleja F, Miranda R, Pérez E M, Vázquez de Parga A L</p>	<p>Tue-15:00-0-OXID ● – Band structure of one single layer of silica on Ru(0001) Kremer G <i>Institut Jean Lamour, Université de Lorraine/CNRS, Vandoeuvre-les-Nancy, France</i> Co-authors: Fagot-Revurat Y, Sicot M, Kierren B, Malterre D, Moreau L, Lisi S, Coraux J, Pochet P, Dappe Y J, Le Fèvre P, Bertran F, Rault J</p>
15:20		<p>Tue-15:20-0-ORGS ● – Ductility of Thin Films Constituting Organic Light Emitting Diodes Kobayashi T <i>Department of Electronics & Control Engineering, National Institute of Technology, Okayama, Japan</i> Co-authors: Munkhtsog M, Okada M, Utsumi Y, Kanematsu H, Masuda T</p>	<p>Tue-15:20-0-OXID ● – The interaction of hydrogen, water and carbon monoxide with rhodium covered TiO₂(110) surfaces Deák L <i>MTA-SZTE Reaction Kinetics and Surface Chemistry Research Group, Szeged, Hungary</i> Co-authors: Szenti I, Kónya Z</p>
15:40	COFFEE BREAK 20' (15:40 – 16:00)		
16:00	<p>Tue-16:00-1-PISC ● – Buffer layer assisted deposition as a tool for basic catalysis and photo-induced surface science studies Asscher M <i>(Institute of Chemistry, The Hebrew University of Jerusalem, IL),</i> Co-authors: Zilberberg L, Mitlin S</p>	<p>Tue-16:00-0-ORGS ● – Site selective, reversible Diels-Alder reaction between polycyclic conjugated molecules and DB dimers on Ge(001):H Godlewski S <i>Jagiellonian University, Krakow, Poland</i> Co-authors: Kolmer M, Englund M, Kawai H, Zuzak R, Garcia-Lekue A, Echavaren A, Peña D, Pérez D, Guitián E, Joachim C, Sanchez-Portal D, Saeys M, Szymonski M</p>	<p>Tue-16:00-0-OXID ● – Water adsorption at the zirconia surface on Pt₃Zr Lackner P <i>Institute of Applied Physics, TU Wien, Vienna, Austria</i> Co-authors: Hulva J, Choi J J, Köck E-M, Penner S, Klötzer B, Diebold U, Parkinson G, Schmid M</p>
16:20		<p>Tue-16:20-0-ORGS ● – Reversible CO₂ absorption with a superbasic ionic liquid [P66614] [Benzim] studied using near-ambient pressure X-ray photoelectron spectroscopy Syres K L <i>The Jeremiah Horrocks Institute, University of Central Lancashire, Preston, United Kingdom</i> Co-authors: Henderson Z, Taylor R, Hardacre C, Thomas A G</p>	<p>Tue-16:20-0-OXID ● – Iron doping on cobalt oxide bilayers on Au(111): toward a model of synergistic catalytic effect in the oxygen evolution reaction Sun Z <i>Interdisciplinary Nanoscience Center, iNANO, Aarhus University, Aarhus, Denmark</i> Co-authors: Rodriguez-Fernandez J, Fester J, Lauritsen J V</p>

	HALL-D	HALL-E	
	<p>Tue-14:40-0-ELCH ● – <i>In-situ</i> spectro-electrochemical infrared investigations at atomically-defined Pt/Co₃O₄(111) model catalysts Faisal F <i>Department of Chemistry and Pharmacy, Friedrich-Alexander-University Erlangen-Nürnberg, Erlangen, Germany</i> Co-authors: Brummel O, Bertram M, Stumm C, Libuda J</p>	<p>Tue-14:40-0-EG2D ● – Fast surface X-ray diffraction: Gold epitaxy on MoS₂ Resta A <i>Synchrotron SOLEIL, L'Orme des Merisiers, Saint-Aubin, France</i> Co-authors: Narayanan-nair M, Garreau Y, Taleb A, Vlad A, Coati A</p>	14:40
	<p>Tue-15:00-0-ELCH ● – X-ray photoelectron spectroscopy of ionic liquids – from half cell measurements to <i>in situ</i> electrochemical XPS studies Foelske-Schmitz A <i>TU-Wien, Vienna, Austria</i> Co-authors: Sauer M, Weingarh D, Kötz R</p>	<p>Tue-15:00-1-EG2D ● –SPM characterization and processing of 2D materials Biró L P <i>Institute of Technical Physics and Materials Science, MTA Centre for Energy Research, Budapest, Hungary</i> Co-authors: Nemes-Incze P, Magda G Z, Vancsó P, Dobrik G, Koós A A, Horváth Z E, Pető J, Márk G I, Lambin Ph, Hwang C, Tapasztó L</p>	15:00
	<p>Tue-15:20-0-ELCH ● – Oxygen reduction reaction by pyridinic nitrogen-containing carbon electrocatalysts Nakamura J <i>Faculty of Pure and Applied Sciences, University of Tsukuba, Japan</i> Co-authors: Shibuya R, Shimoyama Y, Kondo T</p>		15:20
	COFFEE BREAK 20' (15:40 – 16:00)		15:40
	<p>Tue-16:00-0-ELCH ● – <i>In situ</i> X-ray scattering studies of the formation of a Pb/Au(111) surface alloy in the electrochemical environment Fogg J <i>University of Liverpool, Liverpool, United Kingdom</i> Co-authors: Lucas C, Grunder Y, Vasiljevic N</p>	<p>Tue-16:00-0-CATL ● – CeO_{2-x}(111), a model catalyst for the HCl oxidation Sack C <i>Institute of Physical Chemistry, Justus-Liebig-Universität Gießen, Gießen, Germany</i> Co-authors: Over H, Lustemberg P, Pirovano M V G</p>	16:00
	<p>Tue-16:20-0-ELCH ● – <i>In-situ</i> x-ray scattering: nano-structured aluminum oxides Harlow G S <i>Division of Synchrotron Radiation Research, Lund University, Lund, Sweden</i> Co-authors: Vinogradov N A, Felici R, Carla F, Evertsson J, Rullik L, Linepé W, Lundgren E</p>	<p>Tue-16:20-0-CATL ● – Sulfur-Passivation of Graphene-Supported Platinum Nanocluster Arrays Papp C <i>Friedrich-Alexander-Universität Erlangen-Nürnberg, Erlangen, Germany</i> Co-authors: Düll F, Späth F, Bauer U, Bachmann P, Steinhauer J, Steinrück H-P</p>	16:20

Tuesday, August 29

From 14:40 to 16:20

- BAND** ● Band structure of solid surfaces
- BIMS** ● Bimetallic surfaces and alloy nanocrystals
- CATH** ● Catalytic 2D-model studies under high pressures
- CATL** ● Catalytic 2D-model studies at low pressures
- COMP** ● Computational surface chemistry and physics
- CORR** ● Corrosion at atomic level
- EG2D** ● Epitaxial growth and modification of 2D materials
- ELAM** ● Electron attachment of adsorbed molecules
- ELCH** ● Electrochemistry at surfaces
- ENER** ● Surfaces for energy production and harvesting
- GRAP** ● Graphene and carbon-based 2D films
- LASE** ● LASER pulses for surface electron dynamics
- MAGN** ● Surface and molecular magnetism
- MOLA** ● Ultrathin two-dimensional molecular self-assembly
- NAEX** ● Novel advancement of experimental methods
- ORGS** ● Organic molecules on solid surfaces
- OXID** ● Oxide surfaces and ultrathin oxide films
- PISC** ● Photo-Induced Surface Chemistry
- SAMA** ● Structural analysis and manipulation on atomic scale
- SEMI** ● Semiconductor surfaces and ultrathin layers

-  IUVSTA-Elsevier STUDENT AWARD WINNERS
-  EPS STUDENT GRANT WINNERS
-  EPS POSTER PRIZE APPLICANTS
-  ECOSS PRIZE APPLICANTS

	HALL-A	HALL-B	HALL-C
16:40	<p>Tue-16:40-O-PISC ● – Adsorption and photolysis of trimethyl acetate on TiO₂(B) (001) studied with synchrotron radiation core level photoelectron spectroscopy Sandell A <i>Dept. of Physics and Astronomy, Uppsala University, Uppsala, Sweden</i> Co-authors: Schaefer A, Ragazzon D, Farstad M H, Borg A</p>	<p>Tue-16:40-O-ORGS ● – Surface chemistry of coronene on a hydrogenated graphite surface Jørgensen J H <i>Aarhus University, Aarhus, Denmark</i> Co-authors: Skov A W, Hornekær L</p>	<p>Tue-16:40-O-OXID ● – Enhanced gas sensing properties of Cu-doped ZnO nanorods Alev O <i>Gebze Technical University, Gebze, Turkey</i> Co-authors: Torun I, Öztürk Z Z</p>
17:00	<p>Tue-17:00-O-PISC ● – On-surface photo- and thermal-generation of higher acenes Urgel J I <i>Swiss Federal Laboratories for Material Science and Technology, Dübendorf, Switzerland</i> Co-authors: Mishra S, Hayashi H, Di Giovannantonio M, Pignedoli C A, Deniz O, Ruffieux P, Yamada H, Fasel R</p>	<p>Tue-17:00-O-ORGS ● – Interlayer states induced by image potential states in naphthalene on graphene Hamamoto Y <i>Department of Precision Science and Technology, Graduate School of Engineering, Osaka University, Osaka, Japan</i> Co-authors: Wella S A, Sawada H, Kawaguchi N, Muttaqien F, Inagaki K, Hamada I, Morikawa Y</p>	<p>Tue-17:00-O-OXID ● – Low temperature CO oxidation catalyzed by iron oxide nanoparticles decorating internal part of mesoporous alumina bead Han S W <i>Sungkyunkwan University, Suwon, Republic of Korea</i> Co-authors: Kim I H, Kim H J, Cha B J, Park C H, Jeong J H, Woo T G, Seo H O, Kim Y D</p>
17:20	<p>Tue-17:20-O-PISC ● – Bragg diffraction of surface state electrons Martín-Jiménez A <i>IMDEA-Nanoscience C, Madrid, Spain</i> Co-authors: Écija D, Miranda R, Otero R</p>	<p>Tue-17:20-O-ORGS ● – Graphene functionalized with electron acceptor molecules Harsh R <i>Laboratoire Matériaux et Phénomènes Quantiques, UMR 7162 CNRS, Université Paris Diderot, Paris, France</i> Co-authors: Chacon C, Repain V, Girard Y, Bellec A, Rousset S, Joucken F, Lagoute J</p>	<p>Tue-17:20-O-OXID ● – Model oxide-supported enantioselective catalysts : interaction between TiO₂-supported Ni nanoparticles and a chiral modifier Meriggio E <i>Sorbonne Université, Paris, France</i> Co-authors: Méthivier C, Cabailh G, Carrier X, Humblot V</p>
17:40			<p>Tue-17:40-O-OXID ● – Temperature-induced transformation of electrochemically formed hydrous RuO₂ layers over Ru(0001) model electrodes Camuka H <i>Institute of Physical Chemistry, Justus-Liebig-University of Gießen, Gießen, Germany</i> Co-authors: Krause P P, Leichtweiss T, Over H</p>
18:00	POSTER SESSION 1 (18:00 – 19:30)		
19:30			



	HALL-D	HALL-E	
	<p>Tue-16:40-O-ELCH ● – An <i>in-situ</i> study of Sn deposition into nano-porous ordered anodic aluminum oxide Linpé W <i>Lund University, Lund, Sweden</i> Co-authors: Harlow G S, Evertsson J, Hejral U, Lundgren E</p>	<p>Tue-16:40-K-CATL ● – Partial selective hydrogenation of acrolein over model Pd catalysts: a mechanistic IRAS and molecular beam study Schauermann S <i>Institute of Physical Chemistry, Christian Albrechts University of Kiel, Kiel, Germany</i> Co-authors: Dostert K-H, Brien C O, Freund H-J</p>	16:40
	<p>Tue-17:00-O-MOLA ● – Peekaboo on the Nanoscale: Self-Assembled Monolayers of 1, 3, 5-tris(4-carboxyphenyl)benzene (H3BTB) on Silver De La Morena R M O <i>University of St Andrews, North Haugh, St Andrews, United Kingdom</i> Co-authors: Aitchison H, Lu H, Zharnikov M, Buck M</p>		17:00
	<p>Tue-17:20-O-MOLA ● – Self-Assembled Monolayers – the impact of the binding group on structure and stability Cyganik P <i>Smoluchowski Institute of Physics, Jagiellonian University, Kraków, Poland</i> Co-authors: Ossowski J, Żaba T, Krzykawska A</p>	<p>Tue-17:20-O-CATL ● – Observation of oxygen spillover between different {012} and {113} Rh facets during adsorption and hydrogenation of CO₂ Lambeets S V <i>Chemical Physics of Materials, CPMCT, Université libre de Bruxelles, Brussels, Belgium</i> Co-authors: Barroo C, Owczarek S, Genty E, Gilis N, Jacobs L, de Bocarmé T V</p>	17:20
	<p>Tue-17:40-O-MOLA ● – Self-organization and electronic structure of thin and mono-molecular layer of Keggin-type Al₁₃-sulfate salt Kovács I <i>Technical Institute, University of Dunaújváros, Dunaújváros, Hungary</i> Co-authors: Stirling A, Schay Z</p>	<p>Tue-17:40-O-BIMS ● – Remarkable confinement effects on equilibrated adsorption, segregation and dimerization reaction predicted for alloy nanoparticles Polak M <i>Department of Chemistry, Ben-Gurion University of the Negev, Beer-Sheva, Israel</i> Co-author: Rubinovich L</p>	17:40
			18:00
			19:30

Tuesday, August 29

From 16:40 to 19:30

- BAND** ● Band structure of solid surfaces
- BIMS** ● Bimetallic surfaces and alloy nanocrystals
- CATH** ● Catalytic 2D-model studies under high pressures
- CATL** ● Catalytic 2D-model studies at low pressures
- COMP** ● Computational surface chemistry and physics
- CORR** ● Corrosion at atomic level
- EG2D** ● Epitaxial growth and modification of 2D materials
- ELAM** ● Electron attachment of adsorbed molecules
- ELCH** ● Electrochemistry at surfaces
- ENER** ● Surfaces for energy production and harvesting
- GRAP** ● Graphene and carbon-based 2D films
- LASE** ● LASER pulses for surface electron dynamics
- MAGN** ● Surface and molecular magnetism
- MOLA** ● Ultrathin two-dimensional molecular self-assembly
- NAEX** ● Novel advancement of experimental methods
- ORGS** ● Organic molecules on solid surfaces
- OXID** ● Oxide surfaces and ultrathin oxide films
- PISC** ● Photo-Induced Surface Chemistry
- SAMA** ● Structural analysis and manipulation on atomic scale
- SEMI** ● Semiconductor surfaces and ultrathin layers



IUVSTA-Elsevier STUDENT AWARD WINNERS



EPS STUDENT GRANT WINNERS



EPS POSTER PRIZE APPLICANTS



ECOSS PRIZE APPLICANTS





	HALL-A	HALL-B	HALL-C
09:00	Wed-9:00-O-ORGS ● – Revealing phthalocyanine arrangements on Ag(100): From pure overlayer of CoPc and F ₁₆ CuPc to bimolecular heterostructures Sabik A <i>Institute of Experimental Physics, University of Wrocław, Wrocław, Poland</i> Co-authors: Mazur P, Gołek F, Antczak G	Wed-9:00-I-BIMS ● – Alloy surface science spanning composition space Gellman A J <i>Department of Chemical Engineering, Carnegie Mellon University, Pittsburgh, USA</i> Co-authors: Miller J B, Kondratyuk P, Payne M, Sen I	Wed-9:00-I-OXID ● – 2D ternary oxide layers: new paradigmas of structure and stoichiometry Surnev S <i>Institute of Physics, Karl-Franzens University Graz, Graz, Austria</i>
09:20	Wed-9:20-O-ORGS ● – Conclusively addressing the CoPc electronic structure: a joint gas-phase and solid-state photoemission and absorption spectroscopy study Zhang T <i>Department of Physics and Astronomy, Uppsala University, Uppsala, Sweden</i> Co-authors: Brumboiu I, Lüder J, Grazioli C, Lanzilotto V, Giangrisostomi E, Ovsyannikov R, Sassa Y, Bidermane I, Stupar M, de Simone M, Coreno M, Ressel B, Pedio M, Rudolf P, Brena B, Puglia C		
09:40	Wed-9:40-K-NAEX ● – Chemical reactions in ionic liquids monitored through the gas (vacuum)/liquid interface Steinrück H P <i>Physikalische Chemie II, Universität Erlangen-Nürnberg, Germany</i> Co-authors: Niedermaier I, Maier F	Wed-9:40-O-BIMS ● – Surface atomic arrangement and grain boundary diffusion in nanolayers Vad K <i>MTA Institute for Nuclear Research, Debrecen, Hungary</i> Co-authors: Takáts V, Csík A, Hakl J	Wed-9:40-O-OXID ● – Ultrathin Fe films on SrTiO ₃ (001): growth, interfacial interaction and electronic structure Catrou P <i>Université de Rennes 1, Institut de Physique de Rennes, UMR UR1-CNRS 6251, France</i> Co-authors: Delhayé G, Le Breton J-C, Tricot S, Turban P, Lépine B, Schieffer P
10:00		Wed-10:00-O-BIMS ● – Computer simulation of spiniodal decomposition in bimetallic nanoparticles Gajdics B <i>Department of Solid State Physics, University of Debrecen, Debrecen, Hungary</i> Co-authors: Tomán J J, Misják F, Radnóczy G, Erdélyi Z	Wed-10:00-O-OXID ● – Phonons of ultrathin Perovskite Oxide Films Schumann F O <i>Institute of Physics, Martin-Luther-Universität Halle-Wittenberg, Halle, Germany</i> Co-authors: Meinel K, Widdra W
10:20	COFFEE BREAK 20' (10:20 – 10:40)		

	HALL-D	HALL-E	
		Wed-9:00-O-COMP ● – Nuclear bound states of H ₂ on a stepped metal surface Arguelles E F <i>Osaka University, Osaka, Japan</i> Co-authors: Kasai H, Fukutani K, Yajima A, Nakayama K, Yamashita S, Dino W A	09:00
	Wed-9:20-O-GRAP ● – Decoupling epitaxial graphene from metals by potential-controlled electrochemical oxidation Palacio I <i>Institute of Materials Science of Madrid (ICMM-CSIC), Madrid, Spain</i> Co-authors: Otero-Irurueta G, Alonso C, Martínez J I, López-Elvira E, Muñoz-Ochando I, Salavagione H J, López M F, García-Hernández M, Méndez J, Ellis G J, Martín-Gago J A	Wed-9:20-O-COMP ● – Stability of vicinal crystal surfaces against step bunching: Atomistic scale model of unstable evaporation and growth Krzyzewski F <i>Institute of Physics, Warsaw, Poland</i> Co-authors: Popova H, Krasteva A, Załuska-Kotur M, Tonchev V	09:20
	Wed-9:40-I-GRAP ● – Surfaces of nanocarbon-based materials – chemical and structural analysis by electron spectroscopic methods Lesiak-Orłowska B <i>Institute of Physical Chemistry, Polish Academy of Sciences, Warsaw, Poland</i>	Wed-9:40-O-COMP ● – Many particle collective diffusion in an arbitrary one-dimensional potential landscape Minkowski M <i>Institute of Physics, Polish Academy of Sciences, Warsaw, Poland</i> Co-author: Załuska M A	09:40
		Wed-10:00-O-COMP ● – Calculation of molecular conductance 'on the fly' Montes E <i>Institute of Physics, Czech Academy of Sciences, Prague, Czech Republic</i> Co-author: Vázquez H	10:00
			10:20

Wednesday, August 30



From 09:00 to 10:20

- BAND** ● Band structure of solid surfaces
- BIMS** ● Bimetallic surfaces and alloy nanocrystals
- CATH** ● Catalytic 2D-model studies under high pressures
- CATL** ● Catalytic 2D-model studies at low pressures
- COMP** ● Computational surface chemistry and physics
- CORR** ● Corrosion at atomic level
- EG2D** ● Epitaxial growth and modification of 2D materials
- ELAM** ● Electron attachment of adsorbed molecules
- ELCH** ● Electrochemistry at surfaces
- ENER** ● Surfaces for energy production and harvesting
- GRAP** ● Graphene and carbon-based 2D films
- LASE** ● LASER pulses for surface electron dynamics
- MAGN** ● Surface and molecular magnetism
- MOLA** ● Ultrathin two-dimensional molecular self-assembly
- NAEX** ● Novel advancement of experimental methods
- ORGS** ● Organic molecules on solid surfaces
- OXID** ● Oxide surfaces and ultrathin oxide films
- PISC** ● Photo-Induced Surface Chemistry
- SAMA** ● Structural analysis and manipulation on atomic scale
- SEMI** ● Semiconductor surfaces and ultrathin layers

-  IUVSTA-Elsevier STUDENT AWARD WINNERS
-  EPS STUDENT GRANT WINNERS
-  EPS POSTER PRIZE APPLICANTS
-  ECOSS PRIZE APPLICANTS

	HALL-A	HALL-B	HALL-C
10:40	Wed-10:40-0-ORGS ● – Tailoring the topology of low-dimensional organic nanostructures with surface templates Zhu J <i>University of Science and Technology of China, Hefei, P.R. China</i> Co-authors: Fan Q, Gottfried J M	Wed-10:40-0-BAND ● – Energy band alignment at the nanoscale Deuermeier J <i>i3N/CENIMAT, Department of Materials Science, Universidade NOVA de Lisboa and CEMOP/UNINOVA, Caparica, Portugal</i> Co-authors: Fortunato E, Martins R, Klein A	Wed-10:40-0-OXID ● – Low dimensional electron system at titanates surfaces and related interfaces: Create and control Radovic M <i>Swiss Light Source, Paul Scherrer Institut, Switzerland</i>
11:00	Wed-11:00-0-ORGS ● – Enantiomeric separations of chiral pharmaceuticals using chiral tetrahedral Au nanoparticles Shukla N <i>Carnegie Mellon University, Department of Chemical Engineering, Pittsburgh, USA</i> Co-authors: Yang D, Zhao Y, Gellman A J	Wed-11:00-0-BAND ● – Scanning tunnelling spectroscopy of BiTeCl Aguilar P C <i>Universidad Autonoma de Madrid, Madrid, Spain</i> Co-authors: Norris A, Ayani C G, Chulkov E V, Miranda R, Vázquez de Parga A L	Wed-11:00-0-OXID ● – The formation mechanism of the p(2×3) reconstruction on Mo(112) surface Ma T <i>Shenyang Agricultural University, Shenyang, China</i> Co-author: Bao X
11:20	Wed-11:20-0-ORGS ● – Suppressed rotational oscillation by protonation of single triazatruxene molecules on Ag(111) Bauer A <i>Department of Physics, University Konstanz, Konstanz, Germany</i> Co-authors: Singer F, Erler P, Maier M, Winter R, Dedkov Y, Fonin M	Wed-11:20-0-BAND ● – Unoccupied band structure of Si nanoribbons on Ag(110) studied by IPE Kleimeier N F <i>Westfälische Wilhelms-Universität, Münster, Germany</i> Co-authors: Wenzel G	Wed-11:20-0-OXID ● – Structure of the Ag(111)-p(4×4)-0 phase: Ag ₆ model or multilayer oxide? Andryushechkin B V <i>A.M.Prokhorov General Physics Institute of Russian Academy of Sciences, Moscow, Russia</i> Co-authors: Shevlyuga V M, Pavlova T V, Zhidomirov G M, Eltsov K N
11:40	Wed-11:40-0-ORGS ● – Bonding of biomolecules to cerium oxide: histidine and adenine Tsud N <i>Charles University, Prague, Czech Republic</i> Co-authors: Bercha S, Ševčíková K, Acres R G, Vorokhta M, Khalakhan I, Dubau M, Matolínová I, Prince K C, Skála T, Matolín V	Wed-11:40-0-BAND ● – Valence band structures of the single crystal pentacene Nakayama Y <i>Tokyo University of Science, Tokyo, Japan</i> Co-authors: Hikasa M, Yoshida K, Murata M, Mizuno Y, Ideta S, Tanaka K, Ueno N, Ueba T, Kera S, Nakayama Y	Wed-11:40-0-OXID ● – Adsorption of a functionalized porphyrin on MgO(100) thin films: a high-resolution photoemission and X-ray absorption spectroscopy study Tariq Q <i>Physical Chemistry II, Friedrich Alexander University Erlangen-Nürnberg, Germany</i> Co-authors: Franke M, Wechsler D, Steinrück H-P, Lytken O
12:00	EXHIBITION, LUNCH (12:00 – 14:00)		

SZTE TIK – CONGRESS HALL





14:00	 PLENARY TALK Wed-14:00-Plen-3 – Understanding bulk properties from surfaces of high temperature superconductors Kuk Y <i>Department of Physics and Astronomy, Seoul National University, Seoul, South Korea</i>
14:50	 PLENARY TALK Wed-14:50-Plen-4 – Supramolecular and covalent assembly of molecules at surfaces: chirality, complexity and diversity Raval R <i>The Surface Science Research Center, Department of Chemistry, University of Liverpool, United Kingdom</i>
15:40	



	HALL-D	HALL-E	
	Wed-10:40-0-GRAP ● – Switching the reactivity of graphene on Ir(111) by hydrogen intercalation Balog R <i>Dept. of Physics and Astronomy, University of Aarhus, Aarhus C, Denmark</i> Co-authors: Kyhl L, Jorgensen J, Cassidy A, Cabo A G, Hornekær L	Wed-10:40-0-I-COMP ● – Molecularly functionalized surfaces and interfaces Foster A S <i>Department of Applied Physics, Aalto School of Science, Aalto, Finland</i>	10:40
	Wed-11:00-0-GRAP ● – Reactivity of bi- and single layer graphene on Ir(111) towards hydrogen Kyhl L <i>Aarhus University, Aarhus, Denmark</i> Co-authors: Jørgensen J H, Cassidy A, Hornekær L, Balog R		11:00
	Wed-11:20-K-GRAP ● – Towards the low temperature growth of transfer free graphene Tanemura M <i>Nagoya Institute of Technology, Nagoya, Japan</i> Co-authors: Vishwakarma R, Takahashi K, Araby M I, Wakamatsu Y, Kalita G, Rosmi M S, Yaakob Y, Kitazawa M	Wed-11:20-0-COMP ● – Revised Chen's derivative rule for efficient calculations of scanning tunneling microscopy Palotás K <i>Institute of Physics, Slovak Academy of Sciences, Bratislava, Slovakia</i> Co-author: Mándi G	11:20
		Wed-11:40-0-COMP ● – Electron transfer between gold adatoms and the reduced CeO ₂ (111) surface: Lessons learned from static density functional theory Paier J <i>Institut für Chemie, Humboldt-Universität zu Berlin, Berlin, Germany</i> Co-author: Penschke C	11:40
			12:00

			14:00
			14:50
			15:40

Wednesday, August 30

From 10:40 to 15:40

- BAND** ● Band structure of solid surfaces
 - BIMS** ● Bimetallic surfaces and alloy nanocrystals
 - CATH** ● Catalytic 2D-model studies under high pressures
 - CATL** ● Catalytic 2D-model studies at low pressures
 - COMP** ● Computational surface chemistry and physics
 - CORR** ● Corrosion at atomic level
 - EG2D** ● Epitaxial growth and modification of 2D materials
 - ELAM** ● Electron attachment of adsorbed molecules
 - ELCH** ● Electrochemistry at surfaces
 - ENER** ● Surfaces for energy production and harvesting
 - GRAP** ● Graphene and carbon-based 2D films
 - LASE** ● LASER pulses for surface electron dynamics
 - MAGN** ● Surface and molecular magnetism
 - MOLA** ● Ultrathin two-dimensional molecular self-assembly
 - NAEX** ● Novel advancement of experimental methods
 - ORGS** ● Organic molecules on solid surfaces
 - OXID** ● Oxide surfaces and ultrathin oxide films
 - PISC** ● Photo-Induced Surface Chemistry
 - SAMA** ● Structural analysis and manipulation on atomic scale
 - SEMI** ● Semiconductor surfaces and ultrathin layers
-
-  IUVSTA-Elsevier STUDENT AWARD WINNERS
 -  EPS STUDENT GRANT WINNERS
 -  EPS POSTER PRIZE APPLICANTS
 -  ECOSSE PRIZE APPLICANTS





	HALL-A	HALL-B	HALL-C
15:40	COFFEE BREAK 20' (15:40 – 16:00)		
16:00	Wed-16:00-0-ORGS ● – Ta ₂ O ₃ :PMMA composite dielectric layer for ambipolar organic field effect transistors Canimkurbey B <i>Department of Physics, Gebze Technical University, Kocaeli, Turkey</i> Co-authors: Çakırlar C, Büyükköse S, Parlak E A, Öztürk Z Z, Berber S	Wed-16:00-0-BAND ● – Electronic properties of thallium single crystal thin film Sakamoto K <i>Department of Materials Science, Chiba University, Chiba, Japan</i> Co-authors: Iwaoka M, Koga M, Yaoita Y, Zhang Y, Fujii J, Yoshida Y, Hasegawa Y, Ichinokura S, Akiyama R, Hasegawa S	Wed-16:00-K-OXID ● – Metal-supported 2D oxide systems: strong versus weak substrate coupling Netzer FP <i>Institute of Physics, Karl-Franzens University Graz, Graz, Austria</i> Co-authors: Surnev S
16:20	Wed-16:20-0-ORGS ● – Layer-resolved molecular organization of pentacene thin films for organic transistors by resonant soft X-ray reflectivity Pasquali L <i>Dipartimento di Ingegneria 'Enzo Ferrari', Università di Modena, Modena, Italy</i> Co-authors: Capelli R, Nardi M V, Toccoli T, Verucchi R, Dinelli F, Gelsomini C, Koshmak K, Giglia A, Nannarone S	Wed-16:20-0-BAND ● – Solving mysteries in pure bismuth by quantum confinement Ito S <i>Institute for Solid State Physics, University of Tokyo, Tokyo, Japan</i> Co-authors: Feng B, Arita M, Takayama A, Liu R-Y, Someya T, Chen W-C, Iimori T, Namatame H, Taniguchi M, Cheng C-M, Tang S-J, Komori F, Kobayashi K, Chiang T-C, Matsuda I  	
16:40	Wed-16:40-0-ORGS ● – Chemical controlled electronic decoupling of three-dimensional molecules on surfaces investigated with LT-UHV-STM Ebeling R <i>Forschungszentrum Jülich GmbH, PGI-7, Jülich, Germany</i> Co-authors: Tsukamoto S, Caciuc V, Atodiresei N, Blügel S, Waser R, Karthäuser S	Wed-16:40-0-BAND ● – Soft X-ray spectroscopic study of electronic structure of Pd nanoparticles Ogawa S <i>Energy Engineering, Graduate School of Engineering, Nagoya University, Japan</i> Co-authors: Otsuki K, Yagi S	Wed-16:40-0-OXID ● – The influence of surface atomic structure on solid state electrochemistry: oxygen exchange on SrTiO ₃ (110) surfaces Franceschi G <i>Institute of Applied Physics, TU Wien, Wien, Austria</i> Co-authors: Riva M, Kubicek M, Hao X, Gerhold S, Franceschi G, Schmid M, Hutter H, Fleig J, Franchini C, Yildiz B, Diebold U
17:00	SOCIAL EVENTS (17:00 – 22:00)		
22.00			

	HALL-D	HALL-E	
			15:40
	Wed-16:00-0-GRAP ● – Electronic interaction of organic molecules with nitrogen doped graphene Lagoute J <i>Université Paris Diderot, Paris, France</i> Co-authors: Pham V D, Joucken F, Repain V, Chacon C, Bellec A, Girard Y, Rousset S	Wed-16:00-0-SAMA ● – Shaping surface landscapes with molecules: rotationally induced diffraction of H ₂ on LiF(001) under fast grazing incidence conditions Del Cueto M <i>Departamento de Química, Módulo 13, Universidad Autónoma de Madrid, Madrid, Spain</i> Co-authors: Muzas A S, Somers M F, Kroes G J, Díaz C, Martín F	16:00
	Wed-16:20-0-GRAP ● – Synthesis and characterization of patterned graphene oxide Cassidy A <i>Department of Physics and Astronomy, University of Aarhus, Aarhus, Denmark</i> Co-authors: Angot T, Salomon E, Bisson R, Hornekær L	Wed-16:20-0-SAMA ● – X-ray absorption study of a barium titanate derived quasicrystal on Pt(111) Bayat A <i>Institut für Physik, Martin-Luther-Universität, Halle-Wittenberg, Halle, Germany</i> Co-authors: Förster S, Zollner E M, Dresler C, Widdra W, Huth P, Denecke R, Chasse A, Schindler K-M	16:20
		Wed-16:40-0-SAMA ● – Vicinal noble metal surfaces with densely kinked steps Ortega J E <i>International Physics Center DIPC, San Sebastian, Spain</i> Co-authors: Lobo-Checa J, Piquero-Zulaica I, El-Sayed A, Abd-el-Fattah Z, Corso M, Schiller F	16:40
			17:00
			22.00

Wednesday, August 30

From 15:40 to 22:00

- BAND** ● Band structure of solid surfaces
- BIMS** ● Bimetallic surfaces and alloy nanocrystals
- CATH** ● Catalytic 2D-model studies under high pressures
- CATL** ● Catalytic 2D-model studies at low pressures
- COMP** ● Computational surface chemistry and physics
- CORR** ● Corrosion at atomic level
- EG2D** ● Epitaxial growth and modification of 2D materials
- ELAM** ● Electron attachment of adsorbed molecules
- ELCH** ● Electrochemistry at surfaces
- ENER** ● Surfaces for energy production and harvesting
- GRAP** ● Graphene and carbon-based 2D films
- LASE** ● LASER pulses for surface electron dynamics
- MAGN** ● Surface and molecular magnetism
- MOLA** ● Ultrathin two-dimensional molecular self-assembly
- NAEX** ● Novel advancement of experimental methods
- ORGS** ● Organic molecules on solid surfaces
- OXID** ● Oxide surfaces and ultrathin oxide films
- PISC** ● Photo-Induced Surface Chemistry
- SAMA** ● Structural analysis and manipulation on atomic scale
- SEMI** ● Semiconductor surfaces and ultrathin layers

-  IUVSTA-Elsevier STUDENT AWARD WINNERS
-  EPS STUDENT GRANT WINNERS
-  EPS POSTER PRIZE APPLICANTS
-  ECOSS PRIZE APPLICANTS





	HALL-A	HALL-B	HALL-C
09:00	Thu-9:00-0-MOLA ● – Arginine on Cu(110): several adsorption configurations for a single molecule Humblot V <i>Université Pierre et Marie Curie, Paris, France</i> Co-authors: Totani R, Méthivier C, Pradier C M, Cruguel F H, Verdini A, Floreano L, Cossaro A	Thu-9:00-0-CATH ● – Hydrogen-induced crystal reshaping and edge vacancy formation in MoS ₂ catalyst particles on Au(111) Grønborg S S <i>Aarhus University, Aarhus, Denmark</i> Co-authors: Salazar N, Bruix A, Rodriguez-Fernandez J, Thomsen S D, Hammer B, Lauritsen J V	Thu-9:00-0-OXID ● – Influence of the multifunctional Ti _{0.7} M _{0.3} O ₂ -C (M= W, Mo) composite supports on the electrochemical performance of Pt electrocatalysts Pászti Z <i>Institute of Materials and Environmental Chemistry, Research Centre for Natural Sciences, Hungarian Academy of Sciences, Budapest, Hungary</i> Co-authors: Vass Á, Borbáth I, Bakos I, Sajó I, Tompos A
09:20	Thu-9:20-0-MOLA ● – Molecular chessboard assemblies sorted by site-specific interactions of out-of-plane d-orbitals with a semi-metal template Popova O <i>Department of Physics, University of Basel, Basel, Switzerland</i> Co-authors: Fatayer S, Nijs T, Nowakowska S, Mousavi S F, Ahsan A, Jung T A, Wäckerlin C	Thu-9:20-0-CATH ● – Adsorption and reaction of CO ₂ on graphene studied by ambient pressure XPS Yamamoto S <i>The University of Tokyo, Tokyo, Japan</i> Co-authors: Takeuchi K, Liu R-Y, Shiozawa Y, Koitaya T, Someya T, Tashima K, Fukidome H, Mukai K, Yoshimoto S, Suemitsu M, Yoshinobu J, Matsuda I	Thu-9:20-0-OXID ● – Imaging and manipulations of dissociated water on In ₂ O ₃ (111) Wagner M <i>Institut für Angewandte Physik, TU Wien, Wien, Austria</i> Co-authors: Setvín M, Seiler S, Boatner L A, Schmid M, Meyer B, Diebold U
09:40	Thu-9:40-0-MOLA ● – Multi-layered poly-functional microspheres for rapid multiplexed immunoassay Rice D <i>Bernal Institute, University of Limerick, Limerick, Ireland</i> Co-authors: Gleeson M, O'Dwyer K, Mouras R, Liu N, Soulimane T, Tofail S A M, Silien C	Thu-9:40-0-CATH ● – Spectroscopy and microscopy of catalytic processes on well-defined surfaces: from UHV to operando conditions Rupprechter G <i>Institute of Materials Chemistry, Technische Universität Wien, Vienna, Austria</i> Co-authors: Rameshan C, Föttinger K, Suchorski Y	Thu-9:40-0-OXID ● – TiO ₂ rutile (011) exposed to liquid water Balajka J <i>Institute of Applied Physics, TU Wien, Austria</i> Co-authors: Aschauer U, Selloni A, Schmid M, Diebold U
10:00	Thu-10:00-0-MOLA ● – Ultrathin film polymorphs of ferrocene derivatives assisted by functional groups and solvents Saha P <i>Department of Chemistry, Indian Institute of Technology Kanpur, India</i> Co-authors: Vinithra G, Malik I H, Ramapanicker I R, Gopakumar T G		Thu-10:00-0-OXID ● – Interaction of water with anatase TiO ₂ (001)-1×4 Beinik I <i>Interdisciplinary Nanoscience Center, iNANO, Aarhus University, Aarhus, Denmark</i> Co-authors: Adamsen K C, Stig Koust S, Lauritsen J V, Wendt S
10:20	COFFEE BREAK 20' (10:20 – 10:40)		
10:40	Thu-10:40-0-GRAP ● – Graphene growth on Ni (111) Comelli G <i>Department of Physics, University of Trieste, Trieste, Italy</i>	Thu-10:40-0-CATH ● – <i>In-situ</i> study of the oxidation of Cu(100) by CO ₂ Hagman B <i>Lund University, Lund, Sweden</i> Co-authors: Borbon A P, Schaefer A, Merte L, Shipilin M, Zhang C, Crumlin E, Grönbeck H, Lundgren E, Gustafson J	Thu-10:40-0-OXID ● – Multiscale modelling of reactive metal oxide interfaces Hermansson K <i>Department of Chemistry-Ångström, Uppsala University, Uppsala, Sweden</i>
11:00		Thu-11:00-0-CATH ● – Near ambient pressure photoelectron spectroscopy studies of CO oxidation on Co ₃ O ₄ surfaces: electronic structure and mechanistic aspects of wet and dry CO oxidation Jain R <i>Catalysis Division, National Chemical Laboratory, Pune 411 008, India</i> Co-author: Gopinath C S	


	HALL-D	HALL-E	
	Thu-9:00-0-SEMI ● – Electronic properties of high density doping profiles in semiconductors Miwa J A <i>Department of Physics & Astronomy, Aarhus University, Aarhus, Denmark</i>	Thu-9:00-0-LASE ● – Ultrafast magnetization dynamics and its signature in the transient electronic structure Weinelt M <i>Fachbereich Physik, Freie Universität Berlin, Berlin, Germany</i>	09:00
			09:20
	Thu-9:40-0-SAMA ● – Atomic resolution imaging and carrier type determination of Molybdenum disulfide by noncontact scanning nonlinear dielectric microscopy Yamasue K <i>Research Institute of Electrical Communication Tohoku University, Sendai, JP</i> Co-author: Cho Y	Thu-9:40-0-LASE ● – Circular dichroism in laser induced electron emission from nanohelix arrays Nürnberg D <i>Physikalisches Institut, Westfälische Wilhelms-Universität Münster, Germany</i> Co-authors: Mark A, Kettner M, Fischer P, Zacharias H	09:40
	Thu-10:00-0-GRAP ● – Nitride layers grown on patterned graphene/SiC Pécz B <i>MTA CER Institute for Technical Physics and Materials Science, Budapest, Hungary</i> Co-authors: Kovács A, Yakimova R, Behmenburg H, Giesen C, Heuken M	Thu-10:00-0-LASE ● – Surface science perspectives at ELI Attosecond Light Pulse Source Óvári L <i>ELI-ALPS, ELI-HU Non-profit Ltd., Szeged, Hungary</i> Co-authors: Dombi P, Charalambidis D	10:00
			10:20
	Thu-10:40-0-ORGS ● – Morphology and stability of thin para-hexaphenyl layer grown on atomically flat surfaces of TiO ₂ (110) Belza W <i>Marian Smoluchowski Institute of Physics, Jagiellonian University, Krakow, Poland</i> Co-authors: Szajna K, Wrana D, Ciešlik K, Krok F	Thu-10:40-0-LASE ● – Optical control of Young's Type Interferometers for Ultrafast Electron Pulses Yanagisawa H <i>Max Plank Institute of Quantum Optics, Garching, Germany</i>	10:40
	Thu-11:00-0-SEMI ● – Field-driven orientation of small polar molecules in the condensed phase Park Y <i>Department of Chemistry, Seoul National University, Seoul, South Korea</i> Co-authors: Kang Hani, Kang Heon	Thu-11:00-0-ORGS ● – Structural transformation and stabilization of metal-organic motifs induced by halogen doping Xie L <i>Tongji University, Shanghai, China</i> Co-authors: Zhang C, Ding Y, Xu W	11:00

Thursday, August 31

From 09:00 to 11:00

- BAND** ● Band structure of solid surfaces
- BIMS** ● Bimetallic surfaces and alloy nanocrystals
- CATH** ● Catalytic 2D-model studies under high pressures
- CATL** ● Catalytic 2D-model studies at low pressures
- COMP** ● Computational surface chemistry and physics
- CORR** ● Corrosion at atomic level
- EG2D** ● Epitaxial growth and modification of 2D materials
- ELAM** ● Electron attachment of adsorbed molecules
- ELCH** ● Electrochemistry at surfaces
- ENER** ● Surfaces for energy production and harvesting
- GRAP** ● Graphene and carbon-based 2D films
- LASE** ● LASER pulses for surface electron dynamics
- MAGN** ● Surface and molecular magnetism
- MOLA** ● Ultrathin two-dimensional molecular self-assembly
- NAEX** ● Novel advancement of experimental methods
- ORGS** ● Organic molecules on solid surfaces
- OXID** ● Oxide surfaces and ultrathin oxide films
- PISC** ● Photo-Induced Surface Chemistry
- SAMA** ● Structural analysis and manipulation on atomic scale
- SEMI** ● Semiconductor surfaces and ultrathin layers

-  IUVSTA-Elsevier STUDENT AWARD WINNERS
-  EPS STUDENT GRANT WINNERS
-  EPS POSTER PRIZE APPLICANTS
-  ECOSS PRIZE APPLICANTS





	HALL-A	HALL-B	HALL-C
11:20	<p>Thu-11:20-O-GRAP ● – Opening a pseudogap, and the rich interplay of Dirac fermions with singularities, doping and asymmetric potentials in graphene</p> <p>Norris A <i>Imdea Nanoscience, Universidad de Utonoma, Madrid, Spain</i> Co-authors: Calleja F, Navarro J J, Vázquez de Parga A L, Miranda R</p>	<p>Thu-11:20-O-CATH ● – Simultaneously 2D spatially resolved activity and surface of a Pd(100) single crystal during CO oxidation</p> <p>Zhou J <i>Division of Combustion Physics, Lund University, Lund, Sweden</i> Co-authors: Blomberg S, Gustafson J, Lundgren E, Zetterberg J</p>	<p>Thu-11:20-O-OXID ● – Adsorption of CO and water on magnetite Fe₃O₄ surfaces</p> <p>Zaki E <i>Fritz-Haber-Institut der Max-Planck-Gesellschaft, Berlin, Germany</i> Co-authors: Mirabella F, Ivars-Barcelo F, Shaikhutdinov S, Freund H-J</p>
11:40	<p>Thu-11:40-O-GRAP ● – Density driven sodium 2D phase transformation on epitaxial graphene</p> <p>Lisi S <i>Institut NEEL CNRS/UGA UPR2940, 38042 Grenoble, France</i> Co-authors: Estelle M, Ana-Cristina G-H, Dung N V, Valerie G, Philippe D, Johann C</p>	<p>Thu-11:40-O-CATH ● – The misfit structure between the Pd(100) and PdO(101) under reaction conditions</p> <p>Lundgren E <i>Division of Synchrotron Radiation Research, Lund University, Lund, Sweden</i> Co-authors: Shipilin M, Stierle A, Merte L R, Gustafson J, Hejral U, Martin N M, Zhang C, Franz D, Kilic V</p>	<p>Thu-11:40-O-OXID ● – Atomic scale STM and nc-AFM study of the Hematite (012) surface</p> <p>Jakub Z <i>Institute of Applied Physics, TU-Wien, Vienna, Austria</i> Co-authors: Kraushofer F, Bichler M, Hulva J, Schmid M, Diebold U, Blaha P, Parkinson G S</p>
12:00	EXHIBITION, LUNCH (12:00 – 14:00)		
14:00	<p>Thu-14:00-O-GRAP ● – Graphene/doped graphene from adsorbed molecules</p> <p>Zehra T <i>Zemike Institute for advanced materials, University of Groningen, The Netherlands</i> Co-authors: Syari'ati A, van Dorp W, de Hosson J T M, Rudolf P</p>	<p>Thu-14:00-I-ENER ● – Information and energy storage in magnetic skyrmions and helices: Role of oscillating Dzyaloshinskii-Moriya interactions</p> <p>Vedmedenko E <i>University of Hamburg, Hamburg, Germany</i></p>	<p>Thu-14:00-O-OXID ● – The interaction between cerium oxide and platinum studied by LEEM</p> <p>Luches P <i>Institute of Nanoscience, Consiglio Nazionale delle Ricerche, Modena, Italy</i> Co-authors: Gasperi G, Valeri S, Sauerbrey M, Falta J, Flege J I</p>
14:20	<p>Thu-14:20-O-CATH ● – Combining high energy X-ray diffraction techniques with laser-induced fluorescence in operando catalysis</p> <p>Hejral U <i>Division of Synchrotron Radiation Research, Lund University, Lund, Sweden</i> Co-authors: Gustafson J, Albertin S, Balmes O, Zhou J, Wiegmann T, Drnec J, Blomberg S, Shipilin M, Pfaff S, J. Zetterberg J, Lundgren E</p>		<p>Thu-14:20-O-OXID ● – Bulk hydroxylation and fast water splitting on highly reduced ceria</p> <p>Johanek V <i>Charles University in Prague, Prague, Czech Republic</i> Co-authors: Dvořák F, Mysliveček J, Tovt A, Skála T, Szabová L, Farnesi Camellone M, Fabris S</p>
14:40	<p>Thu-14:40-O-CATH ● – <i>In situ</i> structural studies and gas phase visualization of model catalysts at work</p> <p>Blomberg S <i>Division Synchrotron Radiation Research, Lund University, Sweden</i> Co-authors: Zetterberg J, Zhou J, Gustafson J, Lundgren E</p> 	<p>Thu-14:40-O-ENER ● – Experimental valence band dispersion of CH₃NH₃PbI₃ hybrid organic-inorganic perovskite</p> <p>Tejeda A <i>Laboratoire de Physique des Solides, CNRS, Paris-Saclay, Orsay, France</i> Co-authors: Lee M, Barragán A, Nair M N, Jacques V, Le Bolloc'h D, Fertey P, Jemli K, Lédée F, Trippé-Allard G, Deleporte E, Taleb-Ibrahimi A</p>	<p>Thu-14:40-O-OXID ● – Surface stabilises ceria in unexpected stoichiometry</p> <p>Olbrieh R <i>Fachbereich Physik, Universität Osnabrück, Osnabrück, Germany</i> Co-authors: Murgida G E, Ferrari V, Barth C, Llois A M, Reichling M, Ganduglia-Pirovano M V</p>


	HALL-D	HALL-E	
	<p>Thu-11:20-O-SEMI ● – Formation of highly-ordered molecular structures on ion beam modified TiO₂(110) surface – the role of wetting layer stability</p> <p>Szajna K <i>Marian Smoluchowski Institute of Physics, Jagiellonian University, Krakow, Poland</i> Co-authors: Kratzer M, Belza W, Wrana D, Jany B R, Teichert C, Krok F</p>	<p>Thu-11:20-O-ORGS ● – Supramolecular corrals on surfaces resulting from aromatic interactions of non-planar triazoles</p> <p>Kolsbjerg E L <i>Interdisciplinary Nanoscience Center (iNANO), Aarhus University, Aarhus, Denmark</i> Co-authors: Jethwa S J, Hammer B, Linderoth T R</p>	11:20
		<p>Thu-11:40-O-ORGS ● – Titanium Tetraisopropoxide Adsorption and Decomposition on Cu(111)</p> <p>Petukhov M <i>ICB, UMR 6303 CNRS-Université de Bourgogne Franche-Comté, Dijon, France</i> Co-authors: Bernal P, Bourgeois S, Domenichini B, Vantalou D, Lagarde P</p>	11:40
	EXHIBITION, LUNCH (12:00 – 14:00)		12:00
	<p>Thu-14:00-O-SEMI ● – Formation of stable hexagonal (hcp) gold nanostructures in the process of self-assembling on Ge(001) surface</p> <p>Jany B R <i>Marian Smoluchowski Institute of Physics Jagiellonian University, Krakow, Poland</i> Co-authors: Gauquelin N, Willhammar T, Nikiel M, van den Bos K H W, Janas A, Szajna K, Verbeeck J, Van Aert S, Van Tendeloo G, Krok F</p>	<p>Thu-14:00-O-ORGS ● – Co-adsorption of alanine and water on Ni{110}</p> <p>Tsaousis P <i>Department of Chemistry, University of Reading, Berkshire, United Kingdom</i> Co-authors: Cornish A, Nicklin R E, Watson D, Held G</p>	14:00
	<p>Thu-14:20-O-SEMI ● – Correlation between fractal and wettability of rippled silicon surfaces under ion beam irradiation</p> <p>Yadav R P <i>Department of Physics, Motilal Nehru National Institute of Technology, Allahabad, India</i> Co-authors: Kumar M, Pandey S N, Mittal A K</p>	<p>Thu-14:20-O-ORGS ● – Energetics of adsorbed molecules and molecular fragments on Nickel (111) by microcalorimetry</p> <p>Carey S J <i>University of Washington, USA</i> Co-authors: Zhao W, Mao Z, Zhang W, Campbell C T</p> 	14:20
	<p>Thu-14:40-O-SAMA ● – Ion irradiation induced compound formation</p> <p>Menyhárd M <i>Institute for Technical Physics and Materials Science, MTA Centre for Energy Research, Budapest, Hungary</i> Co-authors: Battistig G, Gurban S, Rácz A, Sulyok A, Zolnai Z, Vertesy G, Németh A</p>	<p>Thu-14:40-O-ORGS ● – C60 adsorption on a two-dimensional oxide quasicrystal</p> <p>Zollner E M <i>Martin-Luther-Universität Halle-Wittenberg, Halle, Germany</i> Co-authors: Förster S, Hammer R, Meinel K, Widdra W</p>	14:40


Thursday, August 31

From 11:20 to 14:40

- BAND** ● Band structure of solid surfaces
- BIMS** ● Bimetallic surfaces and alloy nanocrystals
- CATH** ● Catalytic 2D-model studies under high pressures
- CATL** ● Catalytic 2D-model studies at low pressures
- COMP** ● Computational surface chemistry and physics
- CORR** ● Corrosion at atomic level
- EG2D** ● Epitaxial growth and modification of 2D materials
- ELAM** ● Electron attachment of adsorbed molecules
- ELCH** ● Electrochemistry at surfaces
- ENER** ● Surfaces for energy production and harvesting
- GRAP** ● Graphene and carbon-based 2D films
- LASE** ● LASER pulses for surface electron dynamics
- MAGN** ● Surface and molecular magnetism
- MOLA** ● Ultrathin two-dimensional molecular self-assembly
- NAEX** ● Novel advancement of experimental methods
- ORGS** ● Organic molecules on solid surfaces
- OXID** ● Oxide surfaces and ultrathin oxide films
- PISC** ● Photo-Induced Surface Chemistry
- SAMA** ● Structural analysis and manipulation on atomic scale
- SEMI** ● Semiconductor surfaces and ultrathin layers





-  IUVSTA-Elsevier STUDENT AWARD WINNERS
-  EPS STUDENT GRANT WINNERS
-  EPS POSTER PRIZE APPLICANTS
-  ECOSSE PRIZE APPLICANTS

	HALL-A	HALL-B	HALL-C
15:00	Thu-15:00-I-CATH ● – The mechanism of CO ₂ reduction over Pd/Al ₂ O ₃ : a combined steady state isotope transient kinetic analysis (SSITKA) and operando FTIR investigation Szanyi J <i>Institute for Integrated Catalysis Pacific Northwest National Laboratory Richland, USA</i> Co-authors: Wang X, Shi H	Thu-15:00-O-ENER ● – <i>In situ</i> investigation of degradation at metal halide perovskite surfaces by near ambient pressure X-ray photoelectron spectroscopy Ke C-R <i>Physics Astronomy and Photon Science Institute, University of Manchester, Manchester, UK</i> Co-authors: Walton A S, Lewis D J, Tedstone A A, O'Brien P, Thomas A G, Flavell W R 	Thu-15:00-O-OXID ● – The adsorption sites of CO ₂ on cerium oxide studied using quantitative TPD Schweke D <i>Nuclear Research Centre Negev, Beer-Sheva, Israel</i> Co-authors: Zalkind S, Atti S, Bloch J
15:20		Thu-15:20-O-ENER ● – Morphology Effect on Proton Dynamics in Nafion® 117 and Sulfonated Polyether Ether Ketone (SPEEK) Diño W A <i>Department of Applied Physics, Osaka University, Suita, Osaka, Japan</i> Co-authors: Leong J X, Ahmad A, Daud W R W, Kasai H	Thu-15:20-O-OXID ● – The structure of the SnO ₂ (110)-(4×1) surface Merte R L <i>Chalmers University of Technology, Gothenburg, Sweden</i> Co-authors: Jørgensen M S, Pussi K, Gustafson J, Shipilin M, Schaefer A, Zhang C, Rawle J, Thornton G, Lindsay R, Hammer B, Lundgren E
15:40	COFFEE BREAK 20' (15:40 – 16:00)		
16:00	Thu-16:00-O-CATH ● – Non-noble intermetallic compounds as selective butadiene-hydrogenation catalysts: Al ₁₃ Fe ₄ vs Al ₁₃ Co ₄ Piccolo L <i>Université Claude Bernard – Lyon 1, CNRS, Lyon, France</i> Co-authors: Gaudry E, Ledieu J, Fournée V, Kibis L	Thu-16:00-O-ENER ● – Stable hydrated protons on platinum surface Kang H <i>Department of Chemistry, Seoul National University, Seoul, Republic of Korea</i> Co-author: Kim Y	Thu-16:00-I-ELAM ● – Towards the controlled fabrication of well defined nanostructures: a surface science approach to electron beam lithography Marbach H <i>Lehrstuhl für Physikalische Chemie II, Friedrich-Alexander Universität Erlangen-Nürnberg, Erlangen, Germany</i>
16:20	Thu-16:20-O-CATL ● – Contrasting dynamics for aryl- and alkyl-halide surface-reaction at copper Leung L <i>Lash Miller Chemical Laboratories, Department of Chemistry, University of Toronto, Toronto, Ontario, Canada</i> Co-authors: Timm M J, Anggara K, Lim T Hu Z, Polanyi J C	Thu-16:20-O-ENER ● – Fabrication and investigation of porous gold nanoparticles passivated with TiO ₂ layer Juhász L <i>Department of Solid State Physics, University of Debrecen, Debrecen, Hungary</i> Co-authors: Parditka B, Cserhádi C, Shenouda S S, Erdélyi Z	
16:40			
17:00	POSTER SESSION 2 (17:00 – 18:30)		
18:30			
19:30	CONFERENCE DINNER (19:30 – 22:00)		
22:00			




	HALL-D	HALL-E	
	Thu-15:00-I-SEMI ● – (Ga,Mn)As as a canonical dilute ferromagnetic semiconductor – electronic structure, surface effects & magnetism in low dimensional structures Sadowski J <i>Institute of Physics, Polish Academy of Sciences, Warszawa, Poland</i>	Thu-15:00-O-ORGS ● – Unveiling universal trends for the energy level alignment in organic/oxide interfaces Martinez J I <i>Institute of Materials Science of Madrid, ICMM-CSIC, Madrid, Spain</i> Co-authors: Rangan S, Ruggieri C, Bartynski R, Flores F, Ortega J	15:00
		Thu-15:20-O-ORGS ● – Epitaxial growth of organic crystal networks on ultra-thin hexagonal boron nitride Kratzer M <i>Institute of Physics, Montanuniversität Leoben, Leoben, Austria</i> Co-authors: Matković A, Genser J, Lüftner D, Gajić R, Puschnig P, Teichert C	15:20
			15:40
	Thu-16:00-O-SEMI ● – Electronic states induced by cesium on atomically rough and flat GaAs(001) surfaces Zhuravlev A G <i>Novosibirsk State University, Novosibirsk, Russia Institute of Semiconductor Physics, Novosibirsk, Russia</i> Co-author: Alperovich V L	Thu-16:00-O-ORGS ● – Intramolecular cyclization of o-quinone amines with a focus on dopamine-quinone: a density functional theory based study Kishida R <i>Department of Applied Physics, Osaka University, Osaka, Japan</i> 	16:00
	Thu-16:20-O-SEMI ● – Various organic adsorbates for Si(553)-Au surface functionalization Suchkova S <i>Leibniz-Institut für Analytische Wissenschaften, Interface Analytics Department, Berlin, Germany</i> Co-authors: Speiser E, Chandola S, Hogan C, Bechstedt F, Esser N	Thu-16:20-O-ORGS ● – Competition between hydrogen bonds and coordination bonds steered by the surface molecular coverage Cai L <i>Tongji University, Shanghai, China</i> Co-authors: Sun Q, Xu W	16:20
			16:40
			17:00
			18:30
			19:30
			22:00

Thursday, August 31

From 15:00 to 22:00

- BAND** ● Band structure of solid surfaces
 - BIMS** ● Bimetallic surfaces and alloy nanocrystals
 - CATH** ● Catalytic 2D-model studies under high pressures
 - CATL** ● Catalytic 2D-model studies at low pressures
 - COMP** ● Computational surface chemistry and physics
 - CORR** ● Corrosion at atomic level
 - EG2D** ● Epitaxial growth and modification of 2D materials
 - ELAM** ● Electron attachment of adsorbed molecules
 - ELCH** ● Electrochemistry at surfaces
 - ENER** ● Surfaces for energy production and harvesting
 - GRAP** ● Graphene and carbon-based 2D films
 - LASE** ● LASER pulses for surface electron dynamics
 - MAGN** ● Surface and molecular magnetism
 - MOLA** ● Ultrathin two-dimensional molecular self-assembly
 - NAEX** ● Novel advancement of experimental methods
 - ORGS** ● Organic molecules on solid surfaces
 - OXID** ● Oxide surfaces and ultrathin oxide films
 - PISC** ● Photo-Induced Surface Chemistry
 - SAMA** ● Structural analysis and manipulation on atomic scale
 - SEMI** ● Semiconductor surfaces and ultrathin layers
-
-  IUVSTA-Elsevier STUDENT AWARD WINNERS
 -  EPS STUDENT GRANT WINNERS
 -  EPS POSTER PRIZE APPLICANTS
 -  ECOSS PRIZE APPLICANTS

























SZTE TIK – CONGRESS HALL

09:20	 PLENARY TALK	Fri-9:20-Plen-5 – Adsorption calorimetry techniques on well-defined surfaces and their application in understanding catalysis, photovoltaics and atomic-layer deposition Campbell C T <i>Department of Chemistry, University of Washington, Seattle, USA</i>
10:10	 PLENARY TALK	Fri-10:10-Plen-6 – Illuminating nanosystems at surfaces Molinari E <i>CNR Institute of Nanoscience S3 Modena, ITALY</i>
11:00	COFFEE BREAK 20' (11:00 – 11:20)	
11:20	 PLENARY TALK	Fri-11:20-Plen-7 – Nanostructured metal surfaces – from surface science to electrochemistry / electrocatalysis Behm R J <i>Institute of Surface Chemistry and Catalysis, Ulm University, Ulm, Germany</i>
12:10 12:40	CLOSING CEREMONY (12:10 – 12:40)	

Friday, September 1

From 09:20 to 12:40

09:20	
10:10	
11:00	
11:20	
12:10 12:40	

- BAND**  Band structure of solid surfaces
 - BIMS**  Bimetallic surfaces and alloy nanocrystals
 - CATH**  Catalytic 2D-model studies under high pressures
 - CATL**  Catalytic 2D-model studies at low pressures
 - COMP**  Computational surface chemistry and physics
 - CORR**  Corrosion at atomic level
 - EG2D**  Epitaxial growth and modification of 2D materials
 - ELAM**  Electron attachment of adsorbed molecules
 - ELCH**  Electrochemistry at surfaces
 - ENER**  Surfaces for energy production and harvesting
 - GRAP**  Graphene and carbon-based 2D films
 - LASE**  LASER pulses for surface electron dynamics
 - MAGN**  Surface and molecular magnetism
 - MOLA**  Ultrathin two-dimensional molecular self-assembly
 - NAEX**  Novel advancement of experimental methods
 - ORGS**  Organic molecules on solid surfaces
 - OXID**  Oxide surfaces and ultrathin oxide films
 - PISC**  Photo-Induced Surface Chemistry
 - SAMA**  Structural analysis and manipulation on atomic scale
 - SEMI**  Semiconductor surfaces and ultrathin layers
-
-  IUVSTA-Elsevier STUDENT AWARD WINNERS
 -  EPS STUDENT GRANT WINNERS
 -  EPS POSTER PRIZE APPLICANTS
 -  ECOSS PRIZE APPLICANTS

POSTER SESSION 1 Tuesday, August 29 18:00 – 19:30

Tue-PS1-01	Interstitial impurity induced magnetism on lead oxide surface Arguelles E F <i>Osaka University, Osaka, Japan</i> Co-authors: Amino S, Aspera S, Nakanishi H, Kasai H, Dino W A
Tue-PS1-02	Hybrid SEM/AFM metrology for complex surface characterization Basa P <i>Semilab Semiconductor Physics Laboratory Co. Ltd., Budapest, Hungary</i> Co-authors: Hitzel F, Zhou F
Tue-PS1-03	Oxygen reduction on carbon supported Pt _x Sn electrodes with optimized Pt/Sn surface composition prepared by controlled surface reactions Pászti Z <i>Institute of Materials and Environmental Chemistry, Research Centre for Natural Sciences, Hungarian Academy of Sciences, Budapest, Hungary</i> Co-authors: Borbáth I, Bakos I, Sajó I, Tompos A
Tue-PS1-04	Nitrogen doping of titania nanomaterials using thermal and plasma activation Buchholcz B <i>Department of Applied and Environmental Chemistry, University of Szeged, Szeged, Hungary</i> Co-authors: Plank K, Mohai M, Kukovecz Á, Kiss J, Bertóti I, Kónya Z
Tue-PS1-05	Self-assembly of ordered graphene nanodot arrays Camilli L <i>Center for Nanostructured Graphene, DTU Nanotech, Technical University of Denmark, Kongens Lyngby, Denmark</i> Co-authors: Jørgensen J H, Balog R, Cassidy A, Hornekær L, Tersoff J, Sadowski J T, Stoot A, Bøggild P
Tue-PS1-06	Effect of growing conditions on surface modification of PbTe crystals caused by Ar ⁺ ion bombardment Csik A <i>Institute for Nuclear Research, Hungarian Academy of Sciences (ATOMKI), Debrecen, Hungary</i> Co-authors: Zayachuk D M, Slynko V E
Tue-PS1-07	Nano-spectroscopy of phonon-polariton modes in boron nitride nanostructures Datz D <i>Institute for Solid State Physics and Optics, MTA Wigner Research Centre for Physics, Budapest, Hungary</i> Co-authors: Németh G, Pekker Á, Walker K, Rance G, Khlobystov A, Kamarás K
Tue-PS1-08	Surface enrichment in gold/silver alloys: Study of the physicochemical influences using atom probe tomography Jacobs L <i>Chemical Physics of Materials and Catalysis (CPMCT), Université libre de Bruxelles, Faculty of Sciences, Brussels, Belgium</i> Co-authors: Jacobs L, Lambeets S V, Genty E, Barroo C, de Bocarmé T V
Tue-PS1-09	Synthesis, metalation and structures of tetrapyrroles at interfaces Gottfried M J <i>Fachbereich Chemie, Philipps-Universität Marburg, Germany</i> Co-authors: Zugermeier M, Chen M, Drescher H-J, Klein B P, Krug C K, Schmid M
Tue-PS1-10	Au-Pd nanoparticles and Au/Rh double layers on TiO ₂ (110) Gubó R <i>ELI-ALPS, ELI-HU Nonprofit Ltd., Szeged, Hungary</i> Co-authors: Yim C M, Allan M, Pang C L, Óvári L, Berkó A, Thornton G
Tue-PS1-11	Hydrogenation of CO ₂ on Pt nanoparticles supported on NiO Halasi G <i>MTA-SZTE Reaction Kinetics and Surface Chemistry Research Group, University of Szeged, Szeged, Hungary</i> Co-authors: Sági A, Dobó D, Baán K, Kiss J, Kónya Z
Tue-PS1-12	Charge transfer and orbital level alignment at inorganic/organic interfaces: the role of dielectric interlayers Hurdax P <i>Institute of Physics, University of Graz, NAWI Graz, Graz, Austria</i> Co-authors: Hollerer M, Lüftner D, Ules T, Soubatch S, Tautz F S, Koller G Puschnig P, Sterrer M, Ramsey M G
Tue-PS1-13	Evaluation of electronic structure of the single molecule junction based on current voltage characteristics and thermopower Isshiki Y <i>Tokyo Institute of Technology, Tokyo, Japan</i> Co-authors: Komoto Y, Fujii S, Kiguchi M

POSTER SESSION 1 Tuesday, August 29 18:00 – 19:30

Tue-PS1-14	The sol aging time impact on the structural, optical and electrical properties of ZnO thin films Jannane T <i>Sultan Moulay Slimane University, Material Physics Laboratory, Beni Mellal, Morocco</i> Co-authors: Manoua M, Liba A, Fezouan N
Tue-PS1-15	Morphology and optical properties of porous gold nanoparticles coated with alumina layer Juhász L <i>Department of Solid State Physics, University of Debrecen, Debrecen, Hungary</i> Co-authors: Parditka B, Shenouda S S, Kosinova A, Wang D, Baradács E, Schaaf P, Rabkin E, Cserháti C, Erdélyi Z 
Tue-PS1-16	Photonic bandgap engineering and photo-induced emission in layered two-dimensional structures Kahaly M U <i>ELI-ALPS, ELI-HU Nonprofit Ltd., Szeged, Hungary</i> Co-authors: Madas S, Jilili J, Mishra S
Tue-PS1-17	Reaction pathways of adsorbed acetaldehyde on clean and modified Rh(111) surfaces Kovacs I <i>University of Dunaújváros, Dunaújváros, Hungary</i> Co-authors: Farkas A P, Sztás Á, Kónya Z, Kiss J, Solymosi F
Tue-PS1-18	Photo-switchable wettability and electric conductivity of self-assembled dithienylethene monolayers on Ag surface Kumar S <i>Zernikhe institute for Advanced Materials, University of Groningen, The Netherlands</i> Co-authors: Danowski W, Feringa B L, Chiechi R C, Rudolf P
Tue-PS1-19	Monolayer-to-thin-film transition in supramolecular assemblies on graphene Laker Z P L <i>University of Warwick, Coventry, United Kingdom</i> Co-authors: Marsden A J, De Luca O, Alves Perdigao L M, Costantini G, Wilson N R
Tue-PS1-20	Antiferromagnetic domains in epitaxial CoO ultra-thin layers grown on Pt(001) Lamirand A D <i>Diamond Light Source, Chilton, Didcot, Oxfordshire, United Kingdom</i> Co-authors: Maccherozzi F, Forrest T, Wilson A, Dhesi S S
Tue-PS1-21	Atomistic modeling of alkali metals (Li, Na, K) intercalation into graphite Lenchuk O <i>Justus Liebig University Gießen, Institute of Physical Chemistry, Gießen, Germany</i> Co-author: Mollenhauer D
Tue-PS1-22	Adsorption of CO and H ₂ O on Fe ₃ O ₄ surfaces studied by density-functional theory Li X <i>Institut für Chemie, Humboldt-Universität zu Berlin, Berlin, Germany</i> Co-author: Paier J
Tue-PS1-23	Ellipsometric and XPS study of Zr and ZrO ₂ Menyhárd M <i>Institute for Technical Physics and Materials Science CER MTA, Budapest, Hungary</i> Co-authors: Petrik P, Sulyok A, Novotny T, Perez-Feró E, Kalas B, Agócs E, Lohner T, Hózer Z
Tue-PS1-24	Adsorption and dehydrogenation of naphthalene on nickel(111) Marks K M <i>Stockholm University, Stockholm, Sweden</i> Co-authors: Ghadami M, Moud P H, Piskorz W, Kotarba A, Hansson T, Öström H, Göthelied M, Engvall K
Tue-PS1-25	Insight into surface-confined 2D polymerization of a 1,2-bis(4-bromophenyl)ethyne on Ag(110) surface Mohebbi E <i>University of Padova, Padova, Italy</i> Co-authors: Carlotto S, Fakhrabadi M, Sedona F, Sambì M, Casarin M
Tue-PS1-26	Formate decomposition dynamics on Cu(111): importance of CO ₂ bending vibrational mode Muttaqien F <i>Osaka University, Osaka, Japan</i> Co-authors: Oshima H, Hamamoto Y, Inagaki K, Hamada I, Morikawa Y

POSTER SESSION 1 Tuesday, August 29 18:00 – 19:30

Tue-PS1-27	Sol derived alumina and silica supported Au-Ag bimetallic catalysts: structure and activity in aerobic selective oxidation of benzyl alcohol Nagy G <i>MTA Centre for Energy Research, Budapest, Hungary</i> Co-authors: Somodi F, Sáfrán G, Schay Z, T. Gál T, Beck A	
Tue-PS1-28	Effect of cationic species on the oxygen reduction reaction on Pt(111) electrode Nakamura M <i>Chiba University, Chiba, Japan</i> Co-authors: Kumeda T, Hoshi N	
Tue-PS1-29	First principles study on the interaction between hydrogen atoms and the graphene buffer layer grown on the SiC(0001) surface Nara J <i>National Institute for Materials Science, Tokyo, Japan</i> Co-authors: Yamasaki T, Ohno T	
Tue-PS1-30	Regular and disordered surface vacancies on a ceria film surface Olbrich R <i>Fachbereich Physik, Universität Osnabrück, Osnabrück, Germany</i> Co-authors: Murgida G E, Ferrari V, Barth C, Llois A M, Reichling M, Ganduglia-Pirovano M V	
Tue-PS1-31	Spin relaxation length for medium energy electrons in Pd and LiF ultrathin films Pavlov A V <i>Institute of Physics, Nanotechnology and Telecommunications, Peter the Great St. Petersburg Polytechnic University, St. Petersburg, Russia</i> Co-authors: Ustinov A B, Petrov V N	
Tue-PS1-32	Surface fluorination by C60F18 molecules adsorption on copper (001) Petukhov M <i>University of Burgundy/Franche-Comté, Dijon, France</i> Co-authors: Oreshkin A, Muzychenko D, S. Oreshkin S, Bourgeois S, Bakhtizin R	
Tue-PS1-33	Soft X-ray spectroscopic study of electronic structure of Pd nanoparticles Ogawa S <i>Energy Engineering, Graduate School of Engineering, Nagoya University, Japan</i> Co-authors: Otsuki K, Yagi S	
Tue-PS1-34	Photon and electron induced chemistry of molecules embedded within amorphous solid water (ASW) Ramakrishnan S <i>Department of Physical Chemistry, The Hebrew University of Jerusalem, Israel</i> Co-author: Asscher M	
Tue-PS1-35	Grafting unsaturated carbon groups on hydrogenated diamond under low-energy electron irradiation Sala L A <i>Univ Paris-Sud, Orsay, France</i> Co-authors: Amiaud L, Dablemont C, Lafosse A	
Tue-PS1-36	Effect of electric field on proton transfer at acid-base interface Shin S <i>Department of Chemistry, Seoul National University, Seoul, South Korea</i> Co-author: Kang H	
Tue-PS1-37	STM and STS study of thin Ag films grown on the Ga/Si(111)- $\sqrt{3}\times\sqrt{3}$ surface Starfelt S <i>Department of Engineering and Physics, Karlstad University, Karlstad, Sweden</i> Co-authors: Zhang H M, Johansson L S O	
Tue-PS1-38	Structural and Electronic modifications induced by reduction in cerium oxide nanoparticles Cresi J S P <i>Dipartimento di Scienze Fisiche Informatiche e Matematiche, Università degli Studi di Modena e Reggio Emilia, Modena, Italy</i> Co-authors: Spadaro M C, D'Addato S, Valeri S, Amidani L, Boscherini F, Bertoni G, Deiana D, Luches P	
Tue-PS1-39	Enantioselective reactions on chirally-modified model surfaces: a new molecular beam/surface spectroscopy apparatus Attia S <i>Fritz Haber Institute of the Max Planck Society, Berlin, Germany</i> Co-authors: Spadafora E J, Freund H J, Schauerermann S	

POSTER SESSION 1 Tuesday, August 29 18:00 – 19:30

Tue-PS1-40	Indium coverage on Si(111)- $\sqrt{7}\times\sqrt{3}$ -In surface Suzuki T <i>Department of Electronics Engineering and Computer Science, Fukuoka University, Fukuoka, Japan</i> Co-authors: Lawrence J, Walker M, Morbec J M, Blowey P, Yagyu K, Kratzer P, Costantini G	
Tue-PS1-41	Adhesion model of graphene islands on metal substrates based on Moiré-patterns Szendrő M <i>MTA Centre for Energy Research, Institute for Technical Physics and Materials Science, Budapest, Hungary</i> Co-author: Süle P	
Tue-PS1-42	Adsorption, polymerization and decomposition of acetaldehyde on clean and carbon-covered Rh(111) surfaces Szítás A <i>University of Szeged, Szeged, Hungary</i> Co-authors: Farkas A P, Kovács I, Kónya Z, Kiss J	
Tue-PS1-43	Electron spectroscopic study of carbon fiber – polyacrylate composites Tóth J <i>MTA-ATOMKI Institute for Nuclear Research, Debrecen, Hungary</i> Co-authors: Károly T, Nagy I P	
Tue-PS1-44	Interaction of Au, Rh and Au-Rh alloys with the hexagonal boron nitride monolayer studied on Rh(111) Vari G <i>Department of Applied and Environmental Chemistry, University of Szeged, Szeged, Hungary</i> Co-authors: Gubó R, Kiss J, Farkas A P, Óvári L, Berkó A, Kónya Z	
Tue-PS1-45	Transmission surface diffraction for operando studies of heterogeneous interfaces Wiegmann T <i>Institute of Experimental and Applied Physics, Kiel University, Kiel, Germany</i> Co-authors: Reikowski F, Stettner J, Drnec J, Honkimäki V, Maroun F, Allongue P, Magnussen O M	
Tue-PS1-46	Gold intercalation in Graphene/Ir(111) Navarro J J <i>Instituto Madrileño de Estudios Avanzados en Nanociencia, Cantoblanco, Madrid, Spain</i> Co-authors: Calleja F, Vázquez de Parga A L, Miranda R	
Tue-PS1-47	Decomposition of methanol on vanadium nanoclusters supported by graphene grown on Ru(0001) Wu Y C <i>Department of Physics, National Central University, Taoyuan, Taiwan</i> Co-authors: Huang Y C, Luo M F	
Tue-PS1-48	Spin-orbital entanglement and optical spin control in solid surfaces Yaji K <i>Institute for Solid State Physics, The University of Tokyo, Tokyo, Japan</i> Co-authors: Kuroda K, Kobayashi K, Komori F, Shin S	
Tue-PS1-49	Orange up-conversion in TiO ₂ -ZnO composite ceramics fabricated by metal organic decomposition Yamamoto S-I <i>Ryukoku University, Japan</i> Co-author: Nonaka T	
Tue-PS1-50	Comparison of multiwalled carbon nanotubes modified with silver and gold particles as surface modifiers of carbon paste electrode for hydrodynamic chronoamperometric determination of H ₂ O ₂ Vajdle O <i>Department of Chemistry, Biochemistry and Environmental Protection, University of Novi Sad, Novi Sad, Serbia</i> Co-authors: Guzsvány V, Gurdeljević M, Pusztai P, Madarász D, Nagy L, Kónya Z	
Tue-PS1-51	Grazing incident excitations on aluminum and silicon surface Sulyok A <i>Institute for Technical Physics and Materials Science, MTA Centre for Energy Research, Budapest, Hungary</i> Co-author: Tókési K	
Tue-PS1-52	Paper-supported electrochemical analysis platform for ion and biosensing Peltonen J <i>Laboratory of Physical Chemistry, Centre for Functional Materials, Åbo Akademi University, Turku, Finland</i> Co-authors: Rosqvist E, Fogde A, Ihalainen P, Määttänen A, Sarfraz J	

POSTER SESSION 2 Thursday, August 31 17:00 – 18:30

Thu-PS2-01	New instrumentation for spin-integrated and spin-resolved momentum microscopy – METIS and KREIOS Simic-Milosevic V <i>SPECS Surface Nano Analysis GmbH, Berlin, Germany</i> Co-authors: Wietstruk M, Thissen A, Schoenhense G, Oelsner A, Tusche C
Thu-PS2-02	Energy loss function of samarium derived from reflection electron energy loss spectroscopy Tőkési K <i>ELI-ALPS, ELI-HU Non-profit Ltd., Szeged, Hungary</i> Co-authors: Xu H, Sulyok A
Thu-PS2-03	BaZrO ₃ inclusions in solution-derived YBa ₂ Cu ₃ O _{7-x} epitaxial thin films studied by X-Ray photoelectron spectroscopy Santoni A <i>FSN-TECFIS-MNF, ENEA C.R. Frascati, Frascati, Italy</i> Co-authors: Rondino F, Armenio A A, Mancini A, Pinto V, Celentano G, Piperno L, Sotgiu G
Thu-PS2-04	X-ray photoemission studies of liquid model systems for Pt-Ga and Pd-Ga bimetallic dehydrogenation catalysts Grabau M <i>Friedrich-Alexander-Universität Erlangen-Nürnberg, Erlangen, Germany</i> Co-authors: Erhard J, Taccardi N, Krick Calderon S, Neiss C, Wasserscheid P, Görling A, Steinrück H-P, Papp C
Thu-PS2-05	Improvement in corrosion resistance of NiWP and NiWB films formed by electroless plating Shibata M <i>University of Yamanashi</i> Co-author: Miyazawa Y
Thu-PS2-06	Adsorption and thermal reaction of 1H-pyrazole on Cu(100) Lin J L <i>Department of Chemistry, National Cheng Kung University, Taiwan</i>
Thu-PS2-07	Reforming of ethanol on Rh(111) surface and supported Rh nanoclusters Hsia Y Y <i>Department of Physics, National Central University, Taoyuan, Taiwan</i> Co-authors: Ansari A A, Lai Y L, Hsu Y J, Luo M F
Thu-PS2-08	Synthesis of Pd nanoparticles by solution plasma method Otsuki K <i>Energy Engineering, Graduate School of Engineering, Nagoya University, Japan</i> Co-authors: Ogawa S, Ikenaga E, Yagi S
Thu-PS2-09	XPS MultiQuant: multimodel XPS quantification software Mohai M <i>Institute of Materials and Environmental Chemistry, MTA Research Centre for Natural Sciences, Budapest, Hungary</i>
Thu-PS2-10	Stochastic kinetic mean-field model – a new atomic scale simulation method Gajdics B <i>Department of Solid State Physics, University of Debrecen, Debrecen, Hungary</i> Co-authors: Erdélyi Z, Pasichny M, Bezpachuk V, Tomán J J, Gusak A M
Thu-PS2-11	Reactivity of vanadium oxide monolayers on CeO ₂ (111) studied by density functional theory Penschke C <i>Humboldt-Universität zu Berlin, Berlin, Germany</i> Co-author: Paier J
Thu-PS2-12	Collision-induced enhancement of polyimide corrosion in sub-low Earth orbit (LEO) space environment Tagawa M <i>Kobe University, Kobe, Japan</i> Co-authors: Okura R, Fujimoto Y, Kita K, Yokota K
Thu-PS2-13	Surface degradation of fluoroethylenepropylene (FEP) films in sub-low earth orbit (LEO) environment; origin and mechanism Yokota K <i>Kobe University, Kobe, Japan</i> Co-authors: Fujimoto Y, Okura R, Kita K, Tagawa M

POSTER SESSION 2 Thursday, August 31 17:00 – 18:30

Thu-PS2-14	Fabrication and characterization of the substrateless GaN-on-Si LEDs with a metal can package Tsai C L <i>Department of Electronic Engineering and Green Technology Research Center, Chang Gung University, Taoyuan, Taiwan</i> Co-authors: Lu Y-C, Yu C-Y, Tu Y-C,
Thu-PS2-15	Thermally induced dewetting of three dimensional Cu islands on the Ag(111) surface Jankowski M <i>ESRF, Grenoble, France</i> Co-authors: Mirolo M, Kwieciński W, Hofhuis K, Birkhölzer Y, De Santis M, Wormeester H, Bailly A
Thu-PS2-16	Temperature effect on transport and charging of low-energy electrons interacting with amorphous solid water films Sagi R <i>Institute of Chemistry, The Hebrew University of Jerusalem, Jerusalem, Israel</i> Co-authors: Asscher M
Thu-PS2-17	Reversible interface formed on metal alloy oxide nanoparticles via lithiation Rezvani S J <i>IOM CNR, Trieste, Italy</i> Co-authors: Di Cicco A, Gunnella R, Nobili F, Passerini S, Pasquali L, Nannarone S
Thu-PS2-18	Electrostatic shielding versus sterical ligand stabilization: tunable nanocrystal stabilization mechanisms Mohrhusen L <i>Institute of Chemistry Physical Chemistry, Carl von Ossietzky University of Oldenburg, Oldenburg, Germany</i> Co-authors: Osmić M, Kolny-Olesiak J, Al-Shamery K
Thu-PS2-19	Gap opening in graphene buffer layer induced by structural superperiodicity Tejeda A <i>Synchrotron SOLEIL, Saint-Aubin, France</i> Co-authors: Nair M N, Palacio I, Celis A, Zobelli A, Gloter A, Kubsy S, Turmaud J-P, Conrad M, Berger C, de Heer W, Conrad E H, Taleb-Ibrahimi A
Thu-PS2-20	In situ XPS study of Ni-catalyzed graphitization on nano-crystalline diamond surface Romanyuk O <i>Institute of Physics, Prague, Czech Republic</i> Co-authors: Varga M, Tulic S, Susi T, Waitz T, Skakalova V, Izak I, Jiricek P, Kromka A, Rezek B
Thu-PS2-21	Multi-wall carbon nanotubes grown by USP-CVD: study of the growth time ratio against its length Luna López J A <i>Benemérita Universidad Autónoma de Puebla, Puebla, México</i> Co-authors: Garzon-Roman A, Hernández-de la Luz A D, Rabanal Jimenez M E
Thu-PS2-22	Reduction and nitrogen implantation of graphene-oxide thin films in low pressure N-containing plasma Bertóti I <i>Institute of Materials and Environmental Chemistry, MTA Research Centre for Natural Sciences, Budapest, Hungary</i> Co-author: Mohai M
Thu-PS2-23	Plasmon-induced electron emission from a carbon nanotube under polarized laser: A real-time first-principles study Uchida K <i>Tokyo University of Science, Tokyo, Japan</i> Co-author: Watanabe K
Thu-PS2-24	Metastable skyrmionic spin structures with various topologies and their electron charge/spin transport properties Palotás K <i>Institute of Physics, Slovak Academy of Sciences, Bratislava, Slovakia</i> Co-author: Mándi G
Thu-PS2-25	Investigation of oxide dispersion strengthened steel by photoelectron emission, Mössbauer spectroscopy, and X-ray diffraction Pető G <i>Institute of Technical Physics and Materials Science, MTA Centre for Energy Research, Budapest, Hungary</i> Co-authors: Dézsi I, Kiss L F, Horváth Z E, Oszetzky D, Nagy A, Molnár G, Balázs K, Daróczy C S, Horváth A



POSTER SESSION 2 Thursday, August 31 17:00 – 18:30

Thu-PS2-26	Iron phthalocyanine on ultrathin alumina template Mohamed F <i>Department of Physics, University of Trieste, Italy</i> Co-authors: Corva M, Feng Z, Seriani N, Peressi M, Vesselli E
Thu-PS2-27	Advancement of sample preparation for atom probe tomography: analysis of nanoporous and single-atom-alloy catalysts Barroo C <i>Chemical Physics of Materials and Catalysis, Université libre de Bruxelles, Brussels, Belgium</i> Co-authors: Akey A J, Bell D C
Thu-PS2-28	Photon-stimulated desorption processes of polymers by vacuum ultraviolet emissions from a laser-produced plasma Kaku M <i>University of Miyazaki, Miyazaki, Japan</i> Co-authors: Fuchigami K, Katto M, Yokotani A, Sasaki W
Thu-PS2-29	Chiral recognition using field ion and field emission microscopy Lambeets S V <i>Chemical Physics of Materials and Catalysis (CPMCT), Université libre de Bruxelles, Faculty of Sciences, Brussels, Belgium</i> Co-authors: Prakash J, Lambeets S V, Genty E, Barroo C, de Bocarmé T V
Thu-PS2-30	Surface mobility and nucleation of a molecular switch: tetraaniline on hematite Mohtasebi A <i>Department of Chemistry and Chemical Biology, McMaster University, Hamilton, Ontario, Canada</i> Co-author: Kruse P
Thu-PS2-31	Perfluoropentacene films on gold surfaces grown by supersonic molecular beam deposition Yavuz A <i>Middle East Technical University, Ankara, Turkey</i> Co-authors: Bracco G, Danisman M F
Thu-PS2-32	Formation of carbon nanostructures on metal deposits prepared by EBID Szenti I <i>University of Szeged, Szeged, Hungary</i> Co-authors: Tu F, Dorst M, Marbach H, Kiss J, Kónya Z
Thu-PS2-33	<i>In-situ</i> observation of water-induced reordering in ultrathin ionic liquid films Henderson Z <i>Jeremiah Horrocks Institute for Mathematics, Physics and Astronomy, University of Central Lancashire, Preston, Lancashire, United Kingdom</i> Co-authors: Walton A S, Thomas A G, Syres K L
Thu-PS2-34	Single-molecule conductance measurement of Ru(bpy) ₃ derivative Komoto Y <i>Graduate School of Science, Tokyo Institute of Technology, Tokyo, Japan</i> Co-authors: Fujii S, Tamaki Y, Kiguchi M
Thu-PS2-35	Epitaxial growth of fullerene on the organic single crystal Tsuruta R <i>Department of Pure and Applied Chemistry, Tokyo University of Science, Tokyo, Japan</i> Co-authors: Mizuno Y, Togami Y, Yamanaka S, Mori T, Koganezawa T, Hosokai T, Nakayama Y
Thu-PS2-36	Investigation of carbendazim removal from water media by multiwalled carbon nanotubes and magnetite modified multiwalled carbon nanotubes Tasić A <i>Department of Chemistry, Biochemistry and Environmental Protection, University of Novi Sad, Novi Sad, Serbia</i> Co-authors: Guzsány V, Bogosavljev M, Vajdle O, Nagy L, Kukovec A, Kónya Z
Thu-PS2-37	Surface spectroscopic analysis of transition metal doped TiO ₂ nanoparticles Lee H <i>Department of Chemistry, Sookmyung Women's University, Seoul, Republic of Korea</i>
Thu-PS2-38	Messenger atom action spectroscopy of solid surfaces Plucienik A <i>Department of Chemical Physics, Fritz-Haber-Institut der Max-Planck-Gesellschaft, Berlin, Germany</i> Co-authors: Wu Z-F, Naschitzki M, Wachsmann W, Kühlenbeck H, Hajo Freund H-J

POSTER SESSION 2 Thursday, August 31 17:00 – 18:30

Thu-PS2-39	Toluene total oxidation over NiO nanoparticles on mesoporous SiO ₂ : catalytic reaction at lower temperatures and repeated regeneration Han S W <i>Sungkyunkwan University, Suwon, Republic of Korea</i> Co-authors: Kim I H, Kim H J, Cha B J, Park C H, Jeong J H, Woo T G, Seo H O
Thu-PS2-40	Surface plasmons on aluminum particles and silicon nanocrystals in off-stoichiometric SiO ₂ films used to increase the conversion efficiency in silicon solar cells López J C <i>CIDS-ICUAP, Benemérita Universidad Autónoma de Puebla, Puebla, México</i> Co-author: López J A L
Thu-PS2-41	Titanate nanotube supported plasmonic gold and rhodium particles for heterogeneous photocatalysis László B <i>University of Szeged, Szeged, Hungary</i> Co-authors: Baán K, Oszkó A, Erdőhelyi A, Kónya Z, Kiss J
Thu-PS2-42	First-principle study of angle-resolved secondary electron emission from atomic sheets Ueda Y <i>Department of Physics, Tokyo University of Science, Tokyo, Japan</i> Co-authors: Suzuki Y, Watanabe K
Thu-PS2-43	Oxide layer growth and hydrogen transfer processes at the surface of tungsten El Kharbachi A <i>CEA, SCBM, Laboratoire de Marquage par le Tritium, Gif-sur-Yvette, France</i> Co-authors: Marchetti L, Miserque F, Rousseau B
Thu-PS2-44	Influence of local surface potential on Kikuchi envelope and channeling of high-energy electrons on reconstructed surface Shigeta Y <i>Yokohama City University, Yokohama, Japan</i> Co-author: Hagiwara Y
Thu-PS2-45	Preformed cluster mobility as a probe for surface characterization Lion J <i>Laboratoire Aimé Cotton – CNRS, Université Paris-Sud, Orsay Cedex, France</i> Co-authors: Billaud P, Sarfati A, Kébaïli N
Thu-PS2-46	Observation of shell structure in mixed Ar/Kr clusters studied by electron energy loss spectroscopy Hirayama T <i>Department of Physics, Rikkyo University, Tokyo, Japan</i> Co-authors: Kita K, Nomura T, Tachibana T
Thu-PS2-47	Effect of conduction band non-parabolicity on the intersubband transitions in ZnO/Mg _x Zn _{1-x} O Quantum Well Heterostructures Chrafih Y <i>Sustainable Development Laboratory, Department of Physics, Morocco</i> Co-authors: Lirst R K, Zorkani I
Thu-PS2-48	Particular behaviour of the GaAs wetting layer on AlGaAs substrate during droplet epitaxy Nemcsics Á <i>Institute for Microelectronics and Technology, Óbuda University, Budapest, Hungary</i> Co-authors: Tóth L, Erdélyi Z

A	
Abd-el-Fattah Z	Wed-16:40-0-SAMA
Acres M	Tue-9:00-1-CORR
Acres R G	Wed-11:40-0-ORGS
Agócs E	Tue-PS1-23
Aguilar P C	Tue-14:00-0-ORGS, Wed-11:00-0-BAND
Ahmad A	Thu-15:20-0-ENER
Ahsan A	Thu-9:20-0-MOLA
Aitchison H	Tue-17:00-0-MOLA
Akey A J	Thu-PS2-27
Akhtar N	Tue-11:40-0-OXID
Akiyama R	Wed-16:00-0-BAND
Albertin S	Thu-14:20-0-CATH
Aldahhak H	Tue-14:00-0-ORGS
Alev O	Tue-16:40-0-OXID
Alexa P	Tue-10:40-0-ORGS1
Al-Hada M	Tue-9:40-1-NAEX
Allan M	Tue-PS1-10
Allegretti F	Tue-14:00-0-ORGS
Allongue P	Tue-PS1-45
Alonso C	Wed-9:20-0-GRAP
Alperovich V L	Thu-16:00-0-SEMI
Al-Shamery K	Thu-PS2-18
Parlak E A	Wed-16:00-0-ORGS
Alves Perdigao L M	Tue-PS1-19
Amati M	Tue-9:40-1-NAEX
Amiaud L	Tue-PS1-35
Amidani L	Tue-PS1-38
Amino S	Tue-PS1-01
Ana-Cristina G-H	Thu-11:40-0-GRAP
Andryushechkin B V	Wed-11:20-0-OXID
Anggara K	Thu-16:20-0-CATL
Angot T	Wed-16:20-0-GRAP
Antici P	Mon-17:00-0-ELI-ALPS
Armenio A A	Thu-PS2-03
Ansari A A	Thu-PS2-07
Antczak G	Wed-9:00-0-ORGS
Araby M I	Wed-11:20-K-GRAP
Arafune R	Mon-14:40-0-BAND
Arasu N P	Tue-9:20-0-ORGS
Arguelles E F	Wed-9:00-0-COMP, Tue-PS1-01
Arita M	Wed-16:20-0-BAND
Aspera S	Tue-PS1-01
Asschauer U	Thu-9:40-0-OXID
Asscher M	Tue-16:00-1-PISC, Tue-PS1-34, Thu-PS2-16
Atodiresei N	Wed-16:40-0-ORGS
Atti S	Thu-15:00-0-OXID
Attia S	Tue-PS1-39
Aulická M	Tue-9:40-0-ENER

Ayani C G	Tue-10:40-0-EG2D, Wed-11:00-0-BAND
B	
Baán K	Tue-PS1-11, Thu-PS2-41
Bachelier N	Tue-9:20-0-MAGN
Bachmann P	Tue-16:20-0-CATL
Bahr S	Mon-14:40-0-NAEX
Bailly A	Thu-PS2-15
Bakhtizin R	Tue-PS1-32
Bakos I	Tue-PS1-03, Thu-9:00-0-OXID
Balajka J	Thu-9:40-0-OXID
Balázs K	Thu-PS2-25
Balmes O	Thu-14:20-0-CATH
Balog R	Tue-PS1-05, Wed-10:40-0-GRAP, Wed-11:00-0-GRAP
Baltic R	Tue-9:40-0-MAGN
Bana H V	Tue-11:00-0-EG2D
Bao X	Wed-11:00-0-OXID
Baradács E	Tue-PS1-15
Baraldi A	Tue-11:00-0-EG2D
Barragán A	Thu-14:40-0-ENER
Barroo C	Mon-15:20-0-CATL, Tue-11:20-0-EG2D, Tue-17:20-0-CATL, Tue-PS1-08, Thu-PS2-27, Thu-PS2-29
Barth C	Tue-PS1-30, Thu-14:40-0-OXID
Barth J V	Tue-14:00-0-ORGS
Bartynski R	Thu-15:00-0-ORGS
Basa P	Tue-PS1-02
Battistig G	Thu-14:40-0-SAMA
Bauer U	Tue-16:20-0-CATL
Bauer A	Wed-11:20-0-ORGS
Bayat A	Wed-16:20-0-SAMA
Bechstedt F	Thu-16:20-0-SEMI
Beck A	Tue-PS1-27
Behm R J	Fri-11:20-Plen-7
Behmenburg H	Thu-10:00-0-GRAP
Beinik I	Thu-10:00-0-OXID
Bell D C	Thu-PS2-27
Bellec A	Tue-17:20-0-ORGS, Wed-16:00-0-GRAP
Belza W	Thu-10:40-0-ORGS, Thu-11:20-0-SEMI
Berber S	Wed-16:00-0-ORGS
Bercha S	Wed-11:40-0-ORGS
Berger J	Tue-11:00-0-ORGS2
Berger C	Thu-PS2-19
Bergmann K	Tue-10:40-1-MAGN
Berkó A	Mon-15:00-0-CATL, Tue-PS1-10, Tue-PS1-44
Bertoni G	Tue-PS1-38
Bertóti I	Tue-PS1-04, Thu-PS2-22

Bertram M	Tue-14:40-0-ELCH
Bertran F	Tue-15:00-0-OXID
Beser U	Tue-11:40-0-ORGS2
Bettermann H	Tue-14:40-0-BIMS
Bezpalchuk V	Thu-PS2-10
Bichler M	Thu-11:40-0-OXID
Bidermane I	Wed-9:20-0-ORGS
Bignardi L	Tue-11:00-0-EG2D
Billaud P	Thu-PS2-45
Birkhölzer Y	Thu-PS2-15
Birnal P	Thu-11:40-0-ORGS
Biró L P	Tue-15:00-1-EG2D
Bisson R	Wed-16:20-0-GRAP
Blaha P	Thu-11:40-0-OXID
Bloch J	Thu-15:00-0-OXID
Blomberg S	Thu-11:20-0-CATH, Thu-14:20-0-CATH, Thu-14:40-0-CATH
Blowey P	Tue-PS1-40
Blügel S	Wed-16:40-0-ORGS
Boatner L A	Thu-9:20-0-OXID
Bocquet M-L	Tue-9:20-0-MAGN
Bodek L	Mon-14:20-0-ORGS
Boggild P	Tue-PS1-05
Bogosavljev M	Thu-PS2-36
Bokányi E	Tue-14:00-0-BIMS
Bollmann T R J	Tue-14:20-0-EG2D
Bondarchuk A	Tue-11:20-0-ELCH
Borbáth I	Tue-PS1-03, Thu-9:00-0-OXID
Borbon A P	Thu-10:40-0-CATH
Borg A	Tue-16:40-0-PISC
Boscherini F	Tue-PS1-38
Bourgeois S	Tue-PS1-32, Thu-11:40-0-ORGS
Bracco G	Thu-PS2-31
Brambilla A	Tue-11:00-0-ORGS1
Brena B	Wed-9:20-0-ORGS
O'Brien P	Thu-15:00-0-ENER
Bruix A	Thu-9:00-0-CATH
Brumboiu I	Wed-9:20-0-ORGS
Brummel O	Tue-14:40-0-ELCH
Brune H	Tue-9:40-0-MAGN
Buchholcz B	Tue-PS1-04
Buck M	Tue-17:00-0-MOLA
Bussetti G	Tue-11:00-0-ORGS1
Büyükköse S	Wed-16:00-0-ORGS
C	
Cabailh G	Tue-11:20-0-OXID, Tue-17:20-0-OXID
Cabo A G	Wed-10:40-0-GRAP
Caciuc V	Wed-16:40-0-ORGS
Cai L	Thu-16:20-0-ORGS
Cakirlar C	Wed-16:00-0-ORGS

Calleja F	Tue-10:40-0-EG2D, Tue-15:00-0-ORGS, Tue-PS1-46, Thu-11:20-0-GRAP
Calloni A	Tue-11:00-0-ORGS1
Camilli L	Tue-PS1-05
Campbell C T	Thu-14:20-0-ORGS, Fri-9:20-Plen-5
Camuka H	Tue-17:40-0-OXID
Canimkurbey B	Wed-16:00-0-ORGS
Capelli R	Wed-16:20-0-ORGS
Carey S J	Thu-14:20-0-ORGS
Carla F	Tue-14:20-0-EG2D, Tue-16:20-0-ELCH
Carlotto S	Tue-PS1-25
Carrier X	Tue-17:20-0-OXID
Casarin M	Tue-PS1-25
Cassidy A	Tue-PS1-05, Wed-16:20-0-GRAP, Wed-10:40-0-GRAP, Wed-11:00-0-GRAP
Catrou P	Wed-9:40-0-OXID
Celentano G	Thu-PS2-03
Celis A	Thu-PS2-19
Cha B J	Tue-17:00-0-OXID, Thu-PS2-39
Chab V	Tue-10:00-0-CORR
Chacon C	Tue-17:20-0-ORGS, Wed-16:00-0-GRAP
Chan W-Y	Tue-9:00-0-NAEX
Chandola S	Thu-16:20-0-SEMI
Chang C-S	Tue-9:00-0-NAEX
Charalambidis D	Mon-17:00-0-ELI-ALPS, Thu-10:00-0-LASE
Chasse A	Wed-16:20-0-SAMA
Chen W-C	Wed-16:20-0-BAND
Chen M	Tue-PS1-09
Cheng C-M	Wed-16:20-0-BAND
Chenot S	Tue-11:20-0-OXID
Chiang T-C	Wed-16:20-0-BAND
Chiechi R C	Tue-PS1-18
Cho Y	Thu-9:40-0-SAMA
Choi J J	Tue-16:00-0-OXID
Chrafi Y	Thu-PS2-47
Adamsen K C	Thu-10:00-0-OXID
Chulkov E V	Wed-11:00-0-BAND
Ciccacci F	Tue-11:00-0-ORGS1
Cichon S	Tue-10:00-0-CORR
Ciešlik K	Thu-10:40-0-ORGS
Cirera B	Tue-11:20-0-ORGS1
Coati A	Tue-14:40-0-EG2D
Comelli G	Thu-10:40-1-GRAP
Conrad M	Thu-PS2-19
Conrad E H	Thu-PS2-19
Constantini G	Tue-14:00-0-EG2D, Tue-PS1-19, Tue-PS1-40

Coraux J	Tue-15:00-0-OXID
Coreno M	Wed-9:20-0-ORGS
Cornish A	Thu-14:00-0-ORGS
Corso M	Wed-16:40-0-SAMA
Corva M	Thu-PS2-26
Cossaro A	Thu-9:00-0-MOLA
Cresi J S P	Tue-PS1-38
Cruguel F H	Thu-9:00-0-MOLA
Crumlin E	Thu-10:40-0-CATH
Csizmadia T	Mon-17:00-0-ELI-ALPS
Cyganik P	Tue-17:20-0-MOLA
Cserhádi C	Tue-PS1-15, Thu-16:20-0-ENER
Csik A	Tue-9:40-0-BIMS, Tue-PS1-06
D	
Dablemont C	Tue-PS1-35
D'Addato S	Tue-PS1-38
Danisman M F	Thu-PS2-31
Danowski W	Tue-PS1-18
Dappe Y J	Tue-15:00-0-OXID
Daróczy C S	Thu-PS2-25
Datz D	Tue-PS1-07
De Bocarmé T V	Mon-15:20-0-CATL, Thu-PS2-29
De Decker Y	Mon-15:20-0-CATL
De Heer W	Thu-PS2-19
De Hosson J T M	Thu-14:00-0-GRAP
De La Torre B	Mon-14:00-0-ORGS
De Luca O	Tue-PS1-19
De Santis M	Thu-PS2-15
De Simone M	Wed-9:20-0-ORGS
Deák L	Tue-15:20-0-OXID
Dedkov Y	Wed-11:20-0-ORGS
Deiana D	Tue-PS1-38
Deimel P S	Tue-14:00-0-ORGS
Dékány I	Tue-10:00-0-ENER
Del Cueto M	Wed-16:00-0-SAMA
Deleporte E	Thu-14:40-0-ENER
Delhay G	Wed-9:40-0-OXID
Demir Ü	Tue-11:40-0-ELCH
Denecke R	Wed-16:20-0-SAMA
Deniz O	Tue-11:40-0-ORGS2, Tue-17:00-0-PISC
Deuermeier J	Wed-10:40-0-BAND
Dézi I	Thu-PS2-25
Dhesi S S	Tue-PS1-20
Di Cicco A	Thu-PS2-17
Di Giovannantonio M	Tue-11:40-0-ORGS2, Tue-17:00-0-PISC
Díaz C	Wed-16:00-0-SAMA

Diebold U	Tue-16:00-0-OXID, Wed-16:40-0-OXID, Thu-9:20-0-OXID, Thu-9:40-0-OXID, Thu-11:40-0-OXID
Dietrich P	Mon-14:40-0-NAEX
Diller K	Tue-9:40-0-MAGN
Dinelli F	Wed-16:20-0-ORGS
Ding Z J	Tue-11:00-0-ORGS
Dino W A	Tue-PS1-01, Wed-9:00-0-COMP, Thu-15:20-0-ENER
Dobó G D	Tue-9:20-0-NAEX, Tue-PS1-11
Dobrik G	Tue-15:00-1-EG2D
Dogan H Ö	Tue-11:40-0-ELCH
Dombi P	Mon-17:00-0-ELI-ALPS, Thu-10:00-0-LASE
Rivera M D	Tue-10:00-0-CORR
Domenichini B	Thu-11:40-0-ORGS
Domján A	Tue-10:00-0-ENER
Donati F	Tue-9:40-0-MAGN
Dorst M	Thu-PS2-32
Dostert K-H	Tue-16:40-K-CATL
Dreiser J	Tue-9:40-0-MAGN, Tue-10:40-0-ORGS1
Drescher H-J	Tue-PS1-09
Dresler C	Wed-16:20-0-SAMA
Drnec J	Tue-PS1-45, Thu-14:20-0-CATH
Dubau M	Wed-11:40-0-ORGS
Duchon T	Tue-9:40-0-ENER
Dumergue M	Mon-17:00-0-ELI-ALPS
Dumslaff T	Tue-11:40-0-ORGS2
Duncan D A	Tue-14:00-0-ORGS
Dung N V	Thu-11:40-0-GRAP
Duò L	Tue-11:00-0-ORGS1, Tue-14:00-1-OXID
Düll F	Tue-16:20-0-CATL
Dvorák F	Thu-14:20-0-OXID
E	
Ebeling R	Wed-16:40-0-ORGS
Echavaren A	Tue-16:00-0-ORGS
Ecija D	Tue-11:20-0-ORGS1, Tue-17:20-0-PISC
El Kharbaci A	Thu-PS2-43
Ellis G J	Wed-9:20-0-GRAP
El-Sayed A	Wed-16:40-0-SAMA
Eltsov K N	Wed-11:20-0-OXID
Engelund M	Tue-16:00-0-ORGS
Engvall K	Tue-PS1-24

Erdélyi Z	Tue-14:00-0-BIMS, Thu-16:20-0-ENER, Wed-10:00-0-BIMS, Tue-PS1-15, Thu-PS2-10, Thu-PS2-48
Erdöhelyi A	Thu-PS2-41
Erhard J	Thu-PS2-04
Erler P	Wed-11:20-0-ORGS
Esser N	Thu-16:20-0-SEMI
Estelle M	Thu-11:40-0-GRAP
Etzkorn M	Tue-10:40-0-ORGS1
Evertsson J	Tue-16:20-0-ELCH, Tue-16:40-0-ELCH

F

Fabris S	Thu-14:20-0-OXID
Fagot-Revurat Y	Tue-15:00-0-OXID
Faisal F	Tue-14:40-0-ELCH
Fakhrabadi M	Tue-PS1-25
Falta J	Thu-14:00-0-OXID
Fan Q	Wed-10:40-0-ORGS
Farkas A P	Mon-15:00-0-CATL, Tue-PS1-17, Tue-PS1-42, Tue-PS1-44

Farkas B	Mon-17:00-0-ELI-ALPS
Farnesi Camellone M	Thu-14:20-0-OXID
Farstad M H	Tue-16:40-0-PISC
Fasel R	Tue-11:40-0-ORGS2, TUE-17:00-0-PISC
Fatayer S	Thu-9:20-0-MOLA
Felici R	Tue-16:20-0-ELCH
Feng B	Wed-16:20-0-BAND
Feng Z	Thu-PS2-26
Feringa B L	Tue-PS1-18
Ferrari V	Tue-PS1-30, Thu-14:40-0-OXID
Fertey P	Thu-14:40-0-ENER
Fester J	Tue-16:20-0-OXID
Fezouan N	Tue-PS1-14
Figueroba A	Tue-9:40-0-ENER
Finazzi M	Tue-11:00-0-ORGS1
Fischer P	Thu-9:40-0-LASE
Flavell W R	Thu-15:00-0-ENER
Flège J I	Thu-14:00-0-OXID
Fleig J	Wed-16:40-0-OXID
Floreano L	Tue-10:00-0-CORR, Tue-11:00-0-ORGS1, Thu-9:00-0-MOLA

Flores F	Thu-15:00-0-ORGS
Foelske-Schmitz A	Tue-15:00-0-ELCH
Fogde A	Tue-PS1-52
Fogg J	Tue-16:00-0-ELCH
Fonin M	Wed-11:20-0-ORGS
Forrest T	Tue-PS1-20
Fortunato E	Wed-10:40-0-BAND
Foster A S	Wed-10:40-0-COMP

Foti G	Mon-14:00-0-ORGS
Fournée V	Thu-16:00-0-CATH
Förster S	Wed-16:20-0-SAMA, Thu-14:40-0-ORGS
Föttinger K	Thu-9:40-0-CATH
Franceschi G	Wed-16:40-0-OXID
Franchini C	Wed-16:40-0-OXID
Franke M	Wed-11:40-0-OXID
Franz D	Thu-11:40-0-CATH
Freund H-J	Tue-16:40-K-CATL, Tue-PS1-39, Thu-11:20-0-OXID, Thu-PS2-38

Fuchigami K	Thu-PS2-28
Fujii S	Tue-10:40-0-ORGS2, Tue-11:20-0-ORGS2, Thu-PS2-34
Fujii J	Wed-16:00-0-BAND
Fujimoto Y	Thu-PS2-12, Thu-PS2-13
Fukidome H	Thu-9:20-0-CATH
Fukuda T	Tue-14:20-0-BIMS
Fukutani K	Wed-9:00-0-COMP
Füle M	Mon-17:00-0-ELI-ALPS
Fülöp L	Mon-17:00-0-ELI-ALPS

G

Gajdics B	Tue-14:00-0-BIMS, Wed-10:00-0-BIMS, Thu-PS2-10
Gajic R	Thu-15:20-0-ORGS
Gál T	Tue-PS1-27
Galbács G	Tue-9:20-0-NAEX
Gallego J M	Tue-11:20-0-ORGS1
Galloway E	Tue-9:40-0-CORR
Ganduglia-Pirovano M V	Tue-16:00-0-CATL, Tue-PS1-30, Thu-14:40-0-OXID
García López V	Mon-15:00-0-SAMA
García-Hernández M	Wed-9:20-0-GRAP
Garcia-Lekue A	Tue-16:00-0-ORGS
Garnier L	Tue-9:20-0-MAGN
Garreau Y	Tue-14:40-0-EG2D
Garzon-Roman A	Thu-PS2-21
Gasperi G	Thu-14:00-0-OXID
Gaudry E	Thu-16:00-0-CATH
Gauquelin N	Thu-14:00-0-SEMI
Gellmann A J	Wed-9:00-0-BIMS, Wed-11:00-0-ORGS

Gelsomini C	Wed-16:20-0-ORGS
Genser J	Thu-15:20-0-ORGS
Genty E	Tue-11:20-0-EG2D, Tue-17:20-0-CATL, Tue-PS1-08, Thu-PS2-29
Gerhold S	Wed-16:40-0-OXID
Gerstmann U	Tue-14:00-0-ORGS
Getzlaff M	Tue-14:40-0-BIMS
Giangrisostomi E	Wed-9:20-0-ORGS
Giesen C	Thu-10:00-0-GRAP

Giglia A	Wed-16:20-0-ORGS
Gilis N	Tue-11:20-0-EG2D, Tue-17:20-0-CATL
Girard Y	Tue-17:20-0-ORGS, Wed-16:00-0-GRAP
Ghadami M	Tue-PS1-24
Glatzel T	Mon-14:20-0-ORGS
Gleeson M	Thu-9:40-0-MOLA
Gloter A	Thu-PS2-19
Godlewski S	Mon-14:20-0-ORGS, Tue-16:00-0-ORGS

Goikolea E	Tue-11:20-0-ELCH
Goldoni A	Tue-11:00-0-ORGS1
Golek F	Wed-9:00-0-ORGS
Goniakowski J	Tue-11:20-0-OXID
Gopakumar T G	Thu-10:00-0-MOLA
Gopinath C S	Thu-11:00-0-CATH
Gottfried J M	Tue-11:40-0-ORGS1, Tue-PS1-09, Wed-10:40-0-ORGS

Görling A	Thu-PS2-04
Göthelied M	Tue-PS1-24
Grabau M	Thu-PS2-04
Grazioli C	Wed-9:20-0-ORGS
Gregoratti L	Tue-9:40-0-NAEX
Grill L	Mon-15:00-0-SAMA
Gronborg S S	Thu-9:00-0-CATH
Groot I M N	Mon-15:20-0-NAEX
Gross L	Mon-14:40-0-SAMA
Grönbeck H	Thu-10:40-0-CATH
Grumelli D	Tue-10:40-0-ORGS1
Grunder Y	Tue-16:00-0-ELCH
Gubó R	Tue-PS1-10, Tue-PS1-44
Guitián E	Mon-14:40-0-SAMA, Tue-16:00-0-ORGS

Gunnella R	Thu-PS2-17
Gurban S	Thu-14:40-0-SAMA
Gurdeljević M	Tue-PS1-50
Gusak A M	Thu-PS2-10
Gustafson J	Thu-10:40-0-CATH, Thu-11:20-0-CATH, Thu-11:40-0-CATH, Thu-14:20-0-CATH, Thu-14:40-0-CATH, Thu-15:20-0-OXID

Gutzler R	Tue-10:40-0-ORGS1
Guzsvány V	Tue-PS1-50, Thu-PS2-36

H

Hagiwara Y	Thu-PS2-44
Hagman B	Thu-10:40-0-CATH
Hakl J	Tue-9:40-0-BIMS
Halasi G	Tue-9:20-0-NAEX, Tue-PS1-11
Hamada I	Tue-17:00-0-ORGS, Tue-PS1-26
Hamamoto Y	Tue-17:00-0-ORGS, Tue-PS1-26

Hammer B	Thu-9:00-0-CATH, Thu-11:20-0-ORGS, Thu-15:20-0-OXID
Hammer R	Thu-14:40-0-ORGS
Han S W	Tue-17:00-0-OXID, Thu-PS2-39
Hansson T	Tue-PS1-24
Hao X	Wed-16:40-0-OXID
Hardacre C	Tue-16:20-0-ORGS
Harlow G S	Tue-16:20-0-ELCH, Tue-16:40-0-ELCH

Harsh R	Tue-17:20-0-ORGS
Hasegawa Y	Wed-16:00-0-BAND
Hasegawa S	Wed-16:00-0-BAND
Hayashi H	Tue-17:00-0-PISC
Hejral U	Tue-16:40-0-ELCH, Thu-11:40-0-CATH, Thu-14:20-0-CATH

Held G	Thu-14:00-0-ORGS
Henderson Z	Tue-16:20-0-ORGS, Thu-PS2-33

Hermansson K	Thu-10:40-0-OXID
Hernández-de la Luz A D	Thu-PS2-21
Heuken M	Thu-10:00-0-GRAP
Hikasa M	Wed-11:40-0-BAND
Hirayama T	Thu-PS2-46
Hirjibehedin C F	Mon-15:20-0-SAMA
Hitzel F	Tue-PS1-02
Hoffmann G	Tue-9:00-0-NAEX
Hofhuis K	Thu-PS2-15
Hollerer M	Tue-PS1-12
Hogan C	Thu-16:20-0-SEMI
Holst B	Tue-11:40-0-OXID
Honkimäki V	Tue-PS1-45
Horakova K	Tue-10:00-0-CORR
Hornekær L	Tue-9:40-0-ORGS, Tue-16:40-0-ORGS, Tue-PS1-05, Wed-10:40-0-GRAP, Wed-11:00-0-GRAP, Wed-16:20-0-GRAP

Horváth A	Thu-PS2-25
Horváth Z E	Tue-15:00-0-EG2D, Thu-PS2-25
Hoshi N	Tue-PS1-28
Hosokai T	Thu-PS2-35
Hózer Z	Tue-PS1-23
Hötger D	Tue-10:40-0-ORGS1
Hsia Y-Y	Thu-PS2-07
Hsu Y-J	Thu-PS2-07
Hu Z	Thu-16:20-0-CATL
Huang Y-C	Tue-PS1-47
Hulva J	Tue-16:00-0-OXID, Thu-11:40-0-OXID

Humblot V	Tue-17:20-0-OXID, Thu-9:00-0-MOLA
------------------	--------------------------------------

Hurdax P	Tue-PS1-12
-----------------	------------

Hussain H	Tue-9:00-0-CORR
Huth P	Wed-16:20-0-SAMA
Hutter H	Wed-16:40-0-OXID
Hwang C	Tue-15:00-0-EG2D

I

Ichinokura S	Wed-16:00-0-BAND
Ideta S	Wed-11:40-0-BAND
Ihalainen P	Tue-PS1-52
Imori T	Wed-16:20-0-BAND
Ikenaga E	Thu-PS2-08
Inagaki K	Tue-17:00-0-ORGS, Tue-PS1-26
Isshiki Y	Tue-10:40-0-ORGS2, Tue-PS1-13

Ito S	Wed-16:20-0-BAND
Ivars-Barcelo F	Thu-11:20-0-OXID
Iwaoka M	Wed-16:00-0-BAND
Izak I	Thu-PS2-20

J

Jacobs L	Tue-11:20-0-EG2D, Tue-17:20-0-CATL, Tue-PS1-08
Jacques V	Thu-14:40-0-ENER
Jain R	Thu-11:00-0-CATH
Jakub Z	Thu-11:40-0-OXID
Janas A	Thu-14:00-0-SEMI
Jankowski M	Tue-14:20-0-EG2D, Thu-PS2-15
Jannane T	Tue-PS1-14
Jany B R	Thu-11:20-0-SEMI, Thu-14:00-0-SEMI
Jelinek P	Mon-14:00-0-ORGS, Tue-10:40-0-NAEX, Tue-11:00-0-ORGS2

Jemli K	Thu-14:40-0-ENER
Jensen P A	Tue-9:40-0-ORGS
Jeong J H	Tue-17:00-0-OXID, Thu-PS2-39
Jethwa S J	Thu-11:20-0-ORGS
Jilili J	Tue-PS1-16
Jiricek P	Thu-PS2-20
Joachim C	Tue-16:00-0-ORGS
Johann C	Thu-11:40-0-GRAP
Johánek V	Thu-14:20-0-OXID
Johansson L S O	Tue-PS1-37
Jorgensen J H	Tue-16:40-0-ORGS, Tue-PS1-05, Wed-10:40-0-GRAP, Wed-11:00-0-GRAP

Jorgensen M S	Thu-15:20-0-OXID
Joucken F	Tue-17:20-0-ORGS, Wed-16:00-0-GRAP
Jöhr R	Mon-14:20-0-ORGS
Juhász K L	Tue-9:20-0-NAEX
Juhász L	Tue-PS1-15, Thu-16:20-0-ENER

Jung T A	Thu-9:20-0-MOLA
-----------------	-----------------

Jupille J	Tue-11:20-0-OXID
Jurczyszyn L	Mon-14:40-0-ORGS

K

Kahaly M U	Tue-PS1-16
Kahaly S	Mon-17:00-0-ELI-ALPS
Kaku M	Thu-PS2-28
Kalas B	Tue-PS1-23
Kalita G	Wed-11:20-K-GRAP
Kálomista I	Tue-9:20-0-NAEX
Kamarás K	Tue-PS1-07
Kaminski D	Tue-14:20-0-EG2D
Kanematsu H	Tue-15:20-0-ORGS
Kang Ha	Thu-11:00-0-SEMI
Kang He	Thu-11:00-0-SEMI
Károly T	Tue-PS1-43
Karthäuser S	Wed-16:40-0-ORGS
Kasai H	Tue-PS1-01, Wed-9:00-0-COMP, Thu-15:20-0-ENER, Thu-16:00-0-ORGS

Katto M	Thu-PS2-28
Kawaguchi N	Tue-17:00-0-ORGS
Kawai H	Tue-16:00-0-ORGS
Kawai M	Mon-14:00-0-BAND
Ke C-R	Thu-15:00-0-ENER
Kébaïli N	Thu-PS2-45
Kera S	Wed-11:40-0-BAND
Kern K	Tue-10:40-0-ORGS1
Kettner M	Thu-9:40-0-LASE
Khalakhan I	Wed-11:40-0-ORGS
Khlobystov A	Tue-PS1-07

Kibis L	Thu-16:00-0-CATH
Kierren B	Tue-15:00-0-OXID
Kiguchi M	Tue-10:40-0-ORGS2, Thu-11:20-0-ORGS2, Tue-PS1-13, Thu-PS2-34
Kilic V	Thu-11:40-0-CATH
Kim I H	Tue-17:00-0-OXID, Thu-PS2-39
Kim H J	Tue-17:00-0-OXID, Thu-PS2-39
Kim Y D	Tue-17:00-0-OXID
Kim Y	Thu-16:00-0-ENER
King M	Tue-9:40-0-CORR
Kishida I	Tue-14:20-0-BIMS
Kishida R	Thu-16:00-0-ORGS
Kiss J	Mon-15:00-0-CATL, Tue-PS1-04, Tue-PS1-11, Tue-PS1-17, Tue-PS1-42, Tue-PS1-44, Thu-PS2-32, Thu-PS2-41

Kiss L F	Thu-PS2-25
Kita K	Thu-PS2-12, Thu-PS2-13, Thu-PS2-46
Kitazawa M	Wed-11:20-K-GRAP
Kizaki H	Tue-10:00-0-MAGN

Kjaervik M	Mon-14:40-0-NAEX
Klappenberger F	Tue-14:00-0-ORGS
Kleimeier N F	Wed-11:20-0-BAND
Klein A	Wed-10:40-0-BAND
Klein B P	Tue-11:40-0-ORGS1, Tue-PS1-09
Klötzer B	Tue-16:00-0-OXID
Kobayashi K	Mon-14:20-0-BAND, Tue-PS1-48, Wed-16:20-0-BAND
Kobayashi T	Tue-15:20-0-ORGS
Kocan P	Mon-14:40-0-ORGS, Tue-14:20-0-ORGS
Koch R	Tue-14:00-0-ORGS
Koga M	Wed-16:00-0-BAND
Koganezawa T	Thu-PS2-35
Koitaya T	Thu-9:20-0-CATH
Koller G	Tue-PS1-12
Kolmer M	Tue-16:00-0-ORGS
Kolny-Olesiak J	Thu-PS2-18
Kolsbjerg E L	Thu-11:20-0-ORGS
Koltsov A	Tue-11:20-0-OXID
Komori F	Mon-14:20-0-BAND, Tue-9:00-0-MAGN, Tue-PS1-48, Wed-16:20-0-BAND
Komoto Y	Tue-10:40-0-ORGS2, Tue-PS1-13, Thu-PS2-34
Kondo T	Tue-15:20-0-ELCH
Kondratyuk P	Wed-9:00-I-BIMS
Kónya Z	Mon-15:00-0-CATL, Tue-9:20-0-NAEX, Tue-15:20-0-OXID,Tue-PS1-04, Tue-PS1-11, Tue-PS1-17, Tue-PS1-42, Tue-PS1-44, Tue-PS1-50, Thu-PS2-32, Thu-PS2-36, Thu-PS2-41
Koós A A	Tue-15:00-I-EG2D
Koshmak K	Wed-16:20-0-ORGS
Kosinova A	Tue-PS1-15
Kotarba A	Tue-PS1-24
Stig Koust S	Thu-10:00-0-OXID
Kovács I	Tue-17:40-0-MOLA, Tue-PS1-17, Tue-PS1-42
Kovács A	Thu-10:00-0-GRAP
Köck E-M	Tue-16:00-0-OXID
Kötz R	Tue-15:00-0-ELCH
Krasteva A	Wed-9:20-0-COMP
Kratochvilova I	Tue-10:00-0-CORR
Kratzer P	Tue-10:00-0-ORGS, Tue-PS1-40
Kratzer M	Thu-11:20-0-SEMI, Thu-15:20-0-ORGS
Krause P P	Tue-17:40-0-OXID
Kraushofer F	Thu-11:40-0-OXID
Krejci O	Mon-14:00-0-ORGS

Kremer G	Tue-15:00-0-OXID
Krick Calderon S	Thu-PS2-04
Kroes G J	Wed-16:00-0-SAMA
Krok F	Thu-10:40-0-ORGS, Thu-11:20-0-SEMI, Thu-14:00-0-SEMI
Kromka A	Thu-PS2-20
Krooswyk J D	Mon-14:00-I-CATL
Krug C K	Tue-11:40-0-ORGS1, Tue-PS1-09
Kruppe C M	Mon-14:00-I-CATL
Kruse P	Thu-PS2-30
Krzykawska A	Tue-17:20-0-MOLA
Krzyzewski F	Wed-9:20-0-COMP
Kubicek M	Wed-16:40-0-OXID
Kubsky S	Thu-PS2-19
Kuhlenbeck H	Thu-PS2-38
Kuk Y	Wed-14:00-Plen-3
Kukovecz Á	Tue-9:20-0-NAEX, Tue-PS1-04, Thu-PS2-36
Kumar M	Thu-14:20-0-SEMI
Kumar S	Tue-PS1-18
Kumeda T	Tue-PS1-28
Kuroda K	Mon-14:20-0-BAND, Tue-PS1-48
Kühnle A	Mon-15:00-I-ORGS
Kwieciński W	Thu-PS2-15
Kyhl L	Wed-10:40-0-GRAP, Wed-11:00-0-GRAP
	L
Lackner P	Tue-16:00-0-OXID
Lacovig P	Tue-11:00-0-EG2D
Lafosse A	Tue-PS1-35
Lagarde P	Thu-11:40-0-ORGS
Lagoute J	Tue-17:20-0-ORGS, Wed-16:00-0-GRAP
Lai Y-L	Thu-PS2-07
Laker Z P L	Tue-14:00-0-EG2D, Tue-PS1-19
Lambeets S V	Tue-11:20-0-EG2D, Tue-17:20-0-CATL, Tue-PS1-08, Thu-PS2-29
Lambin Ph	Tue-15:00-I-EG2D
Lamirand A D	Tue-PS1-20
Lancok J	Tue-10:00-0-CORR
Lanzilotto V	Wed-9:20-0-ORGS
Larciprete R	Tue-11:00-0-EG2D
László B	Thu-PS2-41
Lauritsen J V	Tue-16:20-0-OXID, Thu-9:00-0-CATH, Thu-10:00-0-OXID
Lawrence J	Tue-PS1-40
Lazzari R	Tue-11:20-0-OXID
Le T H L	Tue-11:20-0-OXID
Le Bolloch D	Thu-14:40-0-ENER

Le Breton J-C	Wed-9:40-0-OXID
Le Fèvre P	Tue-15:00-0-OXID
Lédée F	Thu-14:40-0-ENER
Ledieu J	Thu-16:00-0-CATH
Lee M	Thu-14:40-0-ENER
Lee H	Thu-PS2-37
Leichtweiss T	Tue-17:40-0-OXID
Lenchuk O	Tue-PS1-21
Leong J X	Thu-15:20-0-ENER
Lépine B	Wed-9:40-0-OXID
Lepine F	Mon-17:00-0-ELI-ALPS
Lesiak B	Wed-9:40-I-GRAP
Leuenberger D	Tue-14:40-0-OXID
Leung L	Thu-16:20-0-CATL
Lewis D J	Thu-15:00-0-ENER
Li X	Tue-PS1-22
Liao C-C	Tue-9:00-0-NAEX
Liba A	Tue-PS1-14
Libuda J	Tue-9:40-0-ENER, Tue-14:40-0-ELCH
Lim T	Thu-16:20-0-CATL
Limot L	Tue-9:20-0-MAGN
Lin J L	Thu-PS2-06
Linderoth T R	Thu-11:20-0-ORGS
Lindsay R	Tue-9:00-I-CORR, Thu-15:20-0-OXID
Linepé W	Tue-16:20-0-ELCH
Linpé W	Tue-16:40-0-ELCH
Lion J	Thu-PS2-45
Lirst R K	Thu-PS2-47
Lisi S	Tue-15:00-0-OXID, Thu-11:40-0-GRAP
Liu R-Y	Wed-16:20-0-BAND, Thu-9:20-0-CATH
Liu N	Thu-9:40-0-MOLA
Lizzit S	Tue-11:00-0-EG2D
Llois A M	Tue-PS1-30, Thu-14:40-0-OXID
Lobo-Checa J	Wed-16:40-0-SAMA
Lohner T	Tue-PS1-23
López J C	Thu-PS2-40
López J A L	Thu-PS2-40
López M F	Wed-9:20-0-GRAP
Lopez-Elvira E	Wed-9:20-0-GRAP
Lorente N	Tue-9:20-0-MAGN
Lu S-M	Tue-9:00-0-NAEX
Lu Y-C	Thu-PS2-14
LU C-Y	Thu-PS2-14
Lu H	Tue-17:00-0-MOLA
Lucas C	Tue-16:00-0-ELCH
Luches P	Tue-PS1-38, Thu-14:00-0-OXID
Luna López J A	Thu-PS2-21

Lundgren E	Tue-16:20-0-ELCH, Tue-16:40-0-ELCH, Thu-10:40-0-CATH, Thu-11:20-0-CATH, Thu-11:40-0-CATH, Thu-14:20-0-CATH, Thu-14:40-0-CATH, Thu-15:20-0-OXID
Luo M-F	Tue-PS1-47, Thu-PS2-07
Lustemberg P	Tue-16:00-0-CATL
Lüder J	Wed-9:20-0-ORGS
Lüftner D	Tue-PS1-12, Thu-15:20-0-ORGS
Lykhach Y	Tue-9:40-0-ENER
Lytken O	Wed-11:40-0-OXID
	M
Ma T	Wed-11:00-0-OXID
Määttänen A	Tue-PS1-52
Maccherozzi F	Tue-PS1-20
Madarász D	Tue-PS1-50
Madas S	Tue-PS1-16
Madry B	Tue-14:00-I-ELCH
Magda G Z	Tue-15:00-I-EG2D
Magnussen O M	Tue-PS1-45
Maier F	Wed-9:40-K-NAEX
Maier M	Wed-11:20-0-ORGS
Major B	Mon-17:00-0-ELI-ALPS
Majrik K	Tue-10:00-0-ENER
Majzik Z	Mon-14:40-0-SAMA
Malik I H	Thu-10:00-0-MOLA
Malterre D	Tue-15:00-0-OXID
Mancini A	Thu-PS2-03
Mándi G	Wed-11:20-0-COMP, Thu-PS2-24
Manoua M	Tue-PS1-14
Mao Z	Thu-14:20-0-ORGS
Marbach H	Thu-16:00-I-ELAM, Thu-PS2-32
Marchetti L	Thu-PS2-43
Mark A	Thu-9:40-0-LASE
Márk G I	Tue-15:00-I-EG2D
Marks K M	Tue-PS1-24
Maroun F	Tue-PS1-45
Marsden A J	Tue-PS1-19
Martin N M	Thu-11:40-0-CATH
Martin F	Wed-16:00-0-SAMA
Martinez J I	Wed-9:20-0-GRAP, Thu-15:00-0-ORGS
Martín-Gago J A	Wed-9:20-0-GRAP
Martín-Jiménez A	Tue-17:20-0-PISC
Martins R	Wed-10:40-0-BAND
Masuda T	Tue-15:20-0-ORGS
Mataigne J M	Tue-11:20-0-OXID
Matkovic A	Thu-15:20-0-ORGS

Matolin V	Tue-9:00-I-ENER, Tue-9:40-0-ENER, Wed-11:40-0-ORGS
Matolinová I	Wed-11:40-0-ORGS
Matsuda I	Wed-16:20-0-BAND, Thu-9:20-0-CATH
Matvija P	Mon-14:40-0-ORGS, Tue-14:20-0-ORGS
Mazur P	Wed-9:00-0-ORGS
Meinel K	Wed-10:00-0-OXID, Thu-14:40-0-ORGS
Mendez J	Wed-9:20-0-GRAP
Menyhárd M	Tue-PS1-23, Thu-14:40-0-SAMA
Meriggio E	Tue-17:20-0-OXID
Merte R L	Thu-10:40-0-CATH, Thu-11:40-0-CATH, Thu-15:20-0-OXID
Messaykeh M	Tue-11:20-0-OXID
Mészáros G	Mon-17:00-0-ELI-ALPS
Méthivier C	Tue-17:20-0-OXID, Thu-9:00-0-MOLA
Mette G	Tue-14:40-0-OXID
Meyer B	Thu-9:20-0-OXID
Meyer Ernst	Mon-14:20-0-ORGS, Tue-PS1-33
Meyer Erik	Mon-14:40-0-CATL
Meyer G	Mon-14:40-0-SAMA
Mihály J	Tue-10:00-0-ENER
Miller J B	Wed-9:00-I-BIMS
Minkowski M	Wed-9:40-0-COMP
Mirabella F	Thu-11:20-0-OXID
Miranda R	Tue-10:40-0-EG2D, Tue-17:20-0-PISC, Tue-15:00-0-ORGS, Tue-PS1-46, Wed-11:00-0-BAND, Thu-11:20-0-GRAP
Miroló M	Tue-14:20-0-EG2D, Thu-PS2-15
Miserque F	Thu-PS2-43
Mishra S	Tue-11:40-0-ORGS2, Tue-17:00-0-PISC, Tue-PS1-16
Misják F	Tue-14:00-0-BIMS, Wed-10:00-0-BIMS
Mitlin S	Tue-16:00-I-PISC
Mittal A K	Thu-14:20-0-SEMI
Miwa J A	Thu-9:00-I-SEMI
Miyamachi T	Tue-9:00-0-MAGN
Miyazawa Y	Thu-PS2-05
Mizuno Y	Wed-11:40-0-BAND, Thu-PS2-35
Mohai M	Tue-PS1-04, Thu-PS2-09, Thu-PS2-22
Mohamed F	Thu-PS2-26
Mohebbi E	Tue-PS1-25
Mohrhusen L	Thu-PS2-18
Mohtasebi A	Thu-PS2-30

Molinari E	Fri-10:10-Plen-6
Mollenhauer D	Tue-PS1-21
Molnár G	Thu-PS2-25
Mondal S	Mon-17:00-0-ELI-ALPS
Montes E	Wed-10:00-0-COMP
Morbec J M	Tue-10:00-0-ORGS, Tue-PS1-40
Morchutt C	Tue-10:40-0-ORGS1
Moraeu L	Tue-15:00-0-OXID
Moreira R	Mon-14:40-0-CATL
Mori T	Thu-PS2-35
Morikawa Yoshitada	Tue-10:00-0-MAGN, Tue-PS1-26
Morikawa Yoritada	Tue-17:00-0-ORGS
Moud P H	Tue-PS1-24
Mouras R	Thu-9:40-0-MOLA
Mousavi S F	Thu-9:20-0-MOLA
Mukai K	Thu-9:20-0-CATH
Munkhtsog M	Tue-15:20-0-ORGS
Munoz-Ochando I	Wed-9:20-0-GRAP
Muntwiler M	Tue-11:40-0-ORGS2
Murata M	Wed-11:40-0-BAND
Murgida G E	Tue-PS1-30, Thu-14:40-0-OXID
Muttaqien F	Tue-17:00-0-ORGS, Tue-PS1-26
Muzas A S	Wed-16:00-0-SAMA
Muzychenko D	Tue-PS1-32
Müllegger S	Tue-14:00-0-ORGS
Müllen K	Tue-11:40-0-ORGS2
Myslivecek J	Thu-14:20-0-OXID
Mysyk R	Tue-11:20-0-ELCH
	N
Nagy A	Thu-PS2-25
Nagy G	Tue-PS1-27
Nagy I P	Tue-PS1-43
Nagy L	Tue-PS1-50, Thu-PS2-36
Nair M N	Thu-14:40-0-ENER, Thu-PS2-19
Nakamura M	Tue-PS1-28
Nakamura J	Tue-15:20-0-ELCH
Nakanishi H	Tue-PS1-01
Nakashima S	Tue-9:00-0-MAGN
Nakayama Y	Wed-11:40-0-BAND, Thu-PS2-35
Nakayama K	Wed-9:00-0-COMP
Nakazawa T	Mon-14:00-0-BAND
Namatame H	Wed-16:20-0-BAND
Nannarone S	Wed-16:20-0-ORGS, Thu-PS2-17
Nara J	Tue-PS1-29
Narayanan-nair M	Tue-14:40-0-EG2D
Nardi M V	Wed-16:20-0-ORGS
Narita A	Tue-11:40-0-ORGS2
Naschitzki M	Thu-PS2-38
Navarro J J	Tue-10:40-0-EG2D, Tue-15:00-0-ORGS, Tue-PS1-46, Thu-11:20-0-GRAP

Neff J L	Mon-15:00-0-ORGS
Neiss C	Thu-PS2-04
Neitzel A	Tue-9:40-0-ENER
Nemcsics Á	Thu-PS2-48
Nemes-Incze P	Tue-15:00-1-EG2D
Németh A	Thu-14:40-0-SAMA
Németh G	Tue-PS1-07
Netzer F P	Wed-16:00-K-OXID
Neyman K M	Tue-9:40-0-ENER, Tue-15:00-1-BIMS
Nicklin R E	Thu-14:00-0-ORGS
Nieckarz D	Tue-14:40-0-ORGS
Niedermaier I	Wed-9:40-K-NAEX
Nijs T	Thu-9:20-0-MOLA
Nikiel M	Thu-14:00-0-SEMI
Nobili F	Thu-PS2-17
Noguera C	Tue-11:20-0-OXID
Nomura T	Thu-PS2-46
Nonaka T	Tue-PS1-49
Norris A	Wed-11:00-0-BAND, Thu-11:20-0-GRAP
Novotny T	Tue-PS1-23
Nowakowska S	Thu-9:20-0-MOLA
Nowicki M	Tue-14:00-1-ELCH
Nürnberg D	Thu-9:40-0-LASE
O	
O'Dwyer K	Thu-9:40-0-MOLA
Brien C O	Tue-16:40-K-CATL
Oelsner A	Thu-PS2-01
Ogawa S	Wed-16:40-0-BAND, Thu-PS2-08
Ohno T	Tue-PS1-29
Okada M	Tue-15:20-0-ORGS
Okura R	Thu-PS2-12, Thu-PS2-13
Olbrich R	Tue-PS1-30, Thu-14:40-0-OXID
Olszowski P	Mon-14:20-0-ORGS
Ondracek M	Tue-11:00-0-ORGS2
Oreshkin A	Tue-PS1-32
Oreshkin S	Tue-PS1-32
Ormaza M	Tue-9:20-0-MAGN
Ortega J	Wed-16:40-0-SAMA, Thu-15:00-0-ORGS
De La Morena R M O	Tue-17:00-0-MOLA
Oshima H	Tue-PS1-26
Osmic M	Thu-PS2-18
Ossowski J	Tue-17:20-0-MOLA
Ostadal I	Mon-14:40-0-ORGS, Tue-14:20-0-ORGS
Osterwalder J	Tue-14:40-0-OXID
Osvay K	Mon-11:30-1-ELI-ALPS, Mon-17:00-0-ELI-ALPS
Oszetzky D	Thu-PS2-25
Oszkó A	Thu-PS2-41

Otero R	Tue-11:20-0-ORGS1, Tue-17:20-0-PISC
Otero-Irurueta G	Wed-9:20-0-GRAP
Otsuki K	Wed-16:40-0-BAND, Thu-PS2-08, Tue-PS1-33
Óvári L	Mon-15:00-0-CATL, Tue-PS1-10, Tue-PS1-44, Thu-10:00-0-LASE
Over H	Tue-16:00-0-CATL, Tue-17:40-0-OXID
Ovsyannikov R	Wed-9:20-0-ORGS
Owczarek S	Tue-17:20-0-CATL
Öström H	Tue-PS1-24
Öznülüer T	Tue-11:40-0-ELCH
Öztürk Z Z	Tue-16:40-0-OXID, Wed-16:00-0-ORGS
P	
Paier J	Wed-11:40-0-COMP, Tue-PS1-22, Thu-PS2-11
Palacio I	Wed-9:20-0-GRAP, Thu-PS2-19
Palotás K	Wed-11:20-0-COMP, Thu-PS2-24
Pandey S N	Thu-14:20-0-SEMI
Pang C L	Tue-PS1-10
Panhwer M	Tue-11:20-0-ELCH
Papageorgiou A C	Tue-14:00-0-ORGS
Papp C	Tue-16:20-0-CATL, Thu-PS2-04
Parditka B	Tue-PS1-15, Thu-16:20-0-ENER
Park Y	Thu-11:00-0-SEMI
Park C H	Tue-17:00-0-OXID, Thu-PS2-39
Parkinson G	Tue-16:00-0-OXID, Thu-11:40-0-OXID
Pasichny M	Thu-PS2-10
Pasquali L	Wed-16:20-0-ORGS, Thu-PS2-17
Passerini S	Thu-PS2-17
Paszkievicz M	Tue-14:00-0-ORGS
Pászti Z	Tue-10:00-0-ENER, Tue-PS1-03, Thu-9:00-0-OXID
Patthey F	Tue-9:40-0-MAGN
Pavlicek N	Mon-14:40-0-SAMA
Pavlov A V	Tue-PS1-31
Pavlova T V	Wed-11:20-0-OXID
Payne M	Wed-9:00-1-BIMS
Pécz B	Thu-10:00-0-GRAP
Pedio M	Wed-9:20-0-ORGS
Pekker Á	Tue-PS1-07
Peltonen J	Tue-PS1-52
Cresi J S P	Tue-PS1-38
Pena D	Mon-14:40-0-SAMA, Tue-16:00-0-ORGS
Penner S	Tue-16:00-0-OXID
Penschke C	Wed-11:40-0-COMP, Thu-PS2-11

Peressi M	Thu-PS2-26
Perez-Feró E	Tue-PS1-23
Pérez D	Mon-14:40-0-SAMA, Tue-16:00-0-ORGS
Pérez E M	Tue-15:00-0-ORGS
Persson M	Mon-15:20-0-SAMA
Pető J	Tue-15:00-1-EG2D, Thu-PS2-25
Petrik P	Tue-PS1-23
Petrov V N	Tue-PS1-31
Petukhov M	Tue-PS1-32, Thu-11:40-0-ORGS
Pfaff S	Thu-14:20-0-CATH
Pham V D	Wed-16:00-0-GRAP
Philippe D	Thu-11:40-0-GRAP
Piantek M	Mon-15:20-0-SAMA
Piccolo L	Thu-16:00-0-CATH
Picone A	Tue-11:00-0-ORGS1
Pieczyrak B	Mon-14:40-0-ORGS
Pignedoli C A	Tue-17:00-0-PISC
Pinfold H	Tue-14:00-0-EG2D
Pinto V	Thu-PS2-03
Piperno L	Thu-PS2-03
Piquero-Zulaica I	Wed-16:40-0-SAMA
Piskorz W	Tue-PS1-24
Pivetta M	Tue-9:40-0-MAGN
Plank K	Tue-PS1-04
Plucienik A	Thu-PS2-38
Pochet P	Tue-15:00-0-OXID
Polak M	Tue-17:40-0-BIMS
Polanyi J C	Thu-16:20-0-CATL
Popova H	Wed-9:20-0-COMP
Popova O	Thu-9:20-0-MOLA
Pradier C-M	Thu-9:00-0-MOLA
Prakash J	Thu-PS2-29
Prince K C	Tue-9:40-0-ENER, Wed-11:40-0-ORGS
Puglia C	Wed-9:20-0-ORGS
Puschnig P	Tue-PS1-12, Thu-15:20-0-ORGS
Pussi K	Thu-15:20-0-OXID
Pusztai P	Tue-9:20-0-NAEX, Tue-PS1-50
R	
Rabanal Jimenez M E	Thu-PS2-21
Rabkin E	Tue-PS1-15
Rácz A	Thu-14:40-0-SAMA
Radnóczy G	Tue-14:00-0-BIMS, Wed-10:00-0-BIMS
Radovic M	Wed-10:40-0-OXID
Ragazzon D	Tue-16:40-0-PISC
Ramakrishnan S	Tue-PS1-34
Ramapanicker I R	Thu-10:00-0-MOLA
Rameshan Christoph	Thu-9:40-1-CATH
Ramsey M G	Tue-PS1-12
Ramsey M G	Tue-PS1-12
Daud W R W	Thu-15:20-0-ENER

Rance G	Tue-PS1-07
Rangan S	Thu-15:00-0-ORGS
Rauls E	Tue-14:00-0-ORGS
Rault J	Tue-15:00-0-OXID
Raval R	Wed-14:50-Plen-4
Rawle J	Thu-15:20-0-OXID
Reichling M	Tue-PS1-30, Thu-14:40-0-OXID
Reikowski F	Tue-PS1-45
Repain V	Tue-17:20-0-ORGS, Wed-16:00-0-GRAP
Ressel B	Wed-9:20-0-ORGS
Resta A	Tue-14:40-0-EG2D
Rezek B	Thu-PS2-20
Rezvani S J	Thu-PS2-17
Rice D	Thu-9:40-0-MOLA
Rijnders G	Tue-14:20-0-EG2D
Risse T	Mon-14:40-0-CATL
Riva M	Wed-16:40-0-OXID
Rodriguez-Fernandez J	Tue-16:20-0-OXID, Thu-9:00-0-CATH, Thu-15:20-0-OXID
Rojo T	Tue-11:20-0-ELCH
Romanyuk O	Thu-PS2-20
Rondino F	Thu-PS2-03
Rosenow P	Tue-11:40-0-ORGS1
Rosmi M S	Wed-11:20-K-GRAP
Rosqvist E	Tue-PS1-52
Rousseau B	Thu-PS2-43
Rousset S	Tue-17:20-0-ORGS, Wed-16:00-0-GRAP
Rozbořil F	Mon-14:40-0-ORGS, Tue-14:20-0-ORGS
Rubinovich L	Tue-17:40-0-BIMS
Rudolf P	Tue-PS1-18, Wed-9:20-0-ORGS, Thu-14:00-0-GRAP
Ruffieux P	Tue-11:40-0-ORGS2, Tue-17:00-0-PISC
Ruggieri C	Thu-15:00-0-ORGS
Rullik R	Tue-16:20-0-ELCH
Rupprechter G	Thu-9:40-1-CATH
Rusponi S	Tue-9:40-0-MAGN
Rzysko W	Tue-14:40-0-ORGS
S	
Sabik A	Wed-9:00-0-ORGS
Sack C	Tue-16:00-0-CATL
Sadowski J T	Tue-PS1-05
Sadowski J	Thu-15:00-1-SEMI
Sansone G	Mon-17:00-0-ELI-ALPS
Saeyns M	Tue-16:00-0-ORGS
Sáfrán G	Tue-PS1-27
Sagi R	Thu-PS2-16
Saha P	Thu-10:00-0-MOLA
Sajdi P	Tue-10:00-0-CORR
Sajó I	Tue-PS1-03, Thu-9:00-0-OXID

Sakamoto K	Wed-16:00-0-BAND
Sala L A	Tue-PS1-35
Salavagione H J	Wed-9:20-0-GRAP
Salazar N	Thu-9:00-0-CATH
Salomon E	Wed-16:20-0-GRAP
Sambi M	Tue-PS1-25
Sanchez-Portal D	Tue-16:00-0-ORGS
Sandell A	Tue-16:40-0-PISC
Santoni A	Thu-PS2-03
Sápi A	Tue-9:20-0-NAEX, Tue-PS1-11
Sarfati A	Thu-PS2-45
Sarfraz J	Tue-PS1-52
Sasaki W	Thu-PS2-28
Sassa Y	Wed-9:20-0-ORGS
Sauer M	Tue-15:00-0-ELCH
Sauerbrey M	Thu-14:00-0-OXID
Sawada H	Tue-17:00-0-ORGS
Schaaf P	Tue-PS1-15
Schaefer A	Tue-16:40-0-PISC, Thu-10:40-0-CATH, Thu-15:20-0-OXID
Schauer mann S	Tue-16:40-K-CATL, Tue-PS1-39
Schay Z	Tue-17:40-0-MOLA, Tue-PS1-27
Schieffer P	Wed-9:40-0-OXID
Schiller F	Wed-16:40-0-SAMA
Schindler K-M	Wed-16:20-0-SAMA
Schmid Michael	Tue-16:00-0-OXID, Wed-16:40-0-OXID
Schmid Martin	Tue-11:40-0-ORGS1, Tue-PS1-09
Schmidt W G	Tue-14:00-0-ORGS
Schoenhense G	Thu-PS2-01
Schöffberger W	Tue-14:00-0-ORGS
Schöniger M	Tue-11:40-0-ORGS1
Schubert S	Mon-15:20-0-SAMA
Schumann F O	Wed-10:00-0-OXID
Schweke D	Thu-15:00-0-OXID
Sebők D	Tue-9:20-0-NAEX
Sedona F	Tue-PS1-25
Seiler S	Thu-9:20-0-OXID
Selloni A	Thu-9:40-0-OXID
Sen I	Wed-9:00-1-BIMS
Seo H O	Tue-17:00-0-OXID, Thu-PS2-39
Seriani N	Thu-PS2-26
Serrate D	Mon-15:20-0-SAMA
Setvin M	Thu-9:20-0-OXID
Sevciková K	Wed-11:40-0-ORGS
Sezen H	Tue-9:40-1-NAEX
Shaikhutdinov S	Thu-11:20-0-OXID
Shenouda S S	Tue-PS1-15, Thu-16:20-0-ENER
Shevlyuga V M	Wed-11:20-0-OXID
Shi H	Thu-15:00-1-CATH
Shibata M	Thu-PS2-05

Shibuya R	Tue-15:20-0-ELCH
Shigeta Y	Thu-PS2-44
Shimoyama Y	Tue-15:20-0-ELCH
Shin Sunghwa	Tue-PS1-36
Shin Shik	Tue-PS1-48
Shiozawa Y	Thu-9:20-0-CATH
Shipilin M	Thu-10:40-0-CATH, Thu-11:40-0-CATH, Thu-14:20-0-CATH, Thu-15:20-0-OXID
Shukla N	Wed-11:00-0-ORGS
Sicot M	Tue-15:00-0-OXID
Silien C	Thu-9:40-0-MOLA
Simic-Milosevic V	Mon-14:40-0-NAEX, Thu-PS2-01
Simonsen F D S	Tue-9:40-0-ORGS
Simpson G J	Mon-15:00-0-SAMA
Singer F	Wed-11:20-0-ORGS
Singha A	Tue-9:40-0-MAGN
Skakalova V	Thu-PS2-20
Skála T	Tue-9:40-0-ENER, Wed-11:40-0-ORGS, Thu-14:20-0-OXID
Skov A W	Tue-9:40-0-ORGS, Tue-16:40-0-ORGS
Slynko V E	Tue-PS1-06
Sobotik P	Mon-14:40-0-ORGS, Tue-14:20-0-ORGS
Solymosi F	Tue-PS1-17
Somers M F	Wed-16:00-0-SAMA
Someya T	Wed-16:20-0-BAND, Thu-9:20-0-CATH
Somodi F	Tue-PS1-27
Somorjai G A	Mon-9:30-Plen-1
Sotgiu G	Thu-PS2-03
Soubatch S	Tue-PS1-12
Soulimane T	Thu-9:40-0-MOLA
Spadafora E J	Tue-PS1-39
Spadaro M C	Tue-PS1-38
Späth F	Tue-16:20-0-CATL
Speiser E	Thu-16:20-0-SEMI
Stara I	Tue-11:00-0-ORGS2
Starfelt S	Tue-PS1-37
Stary I	Tue-11:00-0-ORGS2
Steinhauer J	Tue-16:20-0-CATL
Steinrück H-P	Wed-9:40-K-NAEX, Wed-11:40-0-OXID, Tue-16:20-0-CATL, Thu-PS2-04
Stepanow S	Tue-10:40-0-ORGS1
Sterrer M	Tue-PS1-12
Stetsovych O	Tue-11:00-0-ORGS2
Stettner J	Tue-PS1-45
Stierle A	Thu-11:40-0-CATH
Stirling A	Tue-17:40-0-MOLA

Stolz S	Tue-11:40-0-ORGS2
Stoot A	Tue-PS1-05
Stumm C	Tue-14:40-0-ELCH
Stupar M	Wed-9:20-0-ORGS
Su W-B	Tue-9:00-0-NAEX
Such B	Mon-14:20-0-ORGS
Suchkova S	Thu-16:20-0-SEMI
Suchorski Y	Thu-9:40-1-CATH
Suemitsu M	Thu-9:20-0-CATH
Sulyok A	Tue-PS1-23, Tue-PS1-51, Thu-14:40-0-SAMA, Thu-PS2-02
Sun Q	Thu-16:20-0-ORGS
Sun Z	Tue-16:20-0-OXID
Surnev S	Wed-9:00-1-OXID, Wed-16:00-K-OXID
Susi T	Thu-PS2-20
Suzer S	Mon-14:00-1-NAEX
Suzuki Y	Tue-PS1-40
Szuzuki Y	Thu-PS2-42
Süle P	Tue-PS1-41
Svec M	Mon-14:00-0-ORGS, Tue-11:00-0-ORGS2
Swart I	Tue-11:40-0-ORGS1
Syari'ati A	Thu-14:00-0-GRAP
Syres K L	Tue-16:20-0-ORGS, Thu-PS2-33
Szabelsi P	Tue-14:40-0-ORGS
Szabó T	Tue-10:00-0-ENER
Szabová L	Thu-14:20-0-OXID
Szajna K	Thu-10:40-0-ORGS, Thu-11:20-0-SEMI, Thu-14:00-0-SEMI
Szamosvölgyi Á	Tue-9:20-0-NAEX
Szanyi J	Thu-15:00-1-CATH
Szendró M	Tue-PS1-41
Szenti I	Tue-15:20-0-OXID, Thu-PS2-32
Szítás Á	Mon-15:00-0-CATL, Tue-PS1-17, Tue-PS1-42
Szymonski M	Mon-14:20-0-ORGS, Tue-16:00-0-ORGS

T

Taccardi N	Thu-PS2-04
Tachibana T	Thu-PS2-46
Tagawa M	Thu-PS2-12, Thu-PS2-13
Tajiri H	Mon-15:00-0-NAEX
Takagi N	Mon-14:00-0-BAND
Takahashi Y	Tue-9:00-0-MAGN, Wed-11:20-K-GRAP
Takáts V	Tue-9:40-0-BIMS
Takayama A	Wed-16:20-0-BAND
Takeuchi K	Thu-9:20-0-CATH
Tálas E	Tue-10:00-0-ENER

Taleb-Ibrahimi A	Mon-15:00-1-BAND, Tue-14:40-0-EG2D, Thu-14:40-0-ENER, Thu-PS2-19
Tamaki Y	Thu-PS2-34
Tanaka K	Wed-11:40-0-BAND
Tang S-J	Wed-16:20-0-BAND
Tanemura M	Wed-11:20-K-GRAP
Taniguchi M	Wed-16:20-0-BAND
Tapasztó L	Tue-15:00-1-EG2D
Tariq Q	Wed-11:40-0-OXID
Tashima K	Thu-9:20-0-CATH
Tasic A	Thu-PS2-36
Tautz F S	Tue-PS1-12
Taylor R	Tue-16:20-0-ORGS
Tebi S	Tue-14:00-0-ORGS
Tedstone A A	Thu-15:00-0-ENER
Teichert C	Thu-11:20-0-SEMI, Thu-15:20-0-ORGS
Tejeda A	Thu-14:40-0-ENER, Thu-PS2-19
Tersoff J	Tue-PS1-05
Thissen A	Mon-14:40-0-NAEX, Thu-PS2-01
Thomas A G	Tue-16:20-0-ORGS, Thu-15:00-0-ENER, Thu-PS2-33
Thomsen S D	Thu-9:00-0-CATH
Thornton G	Tue-PS1-10, Thu-15:20-0-OXID
Timm M J	Thu-16:20-0-CATL
Toccoli T	Wed-16:20-0-ORGS
Tofail S A M	Thu-9:40-0-MOLA
Togami Y	Thu-PS2-35
Tomán J J	Tue-14:00-0-BIMS, Wed-10:00-0-BIMS, Thu-PS2-10
Tompos A	Tue-10:00-0-ENER, Tue-PS1-03, Thu-9:00-0-OXID
Tonchev V	Wed-9:20-0-COMP
Tonks J	Tue-9:40-0-CORR
Tonner R	Tue-11:40-0-ORGS1
Torun I	Tue-16:40-0-OXID
Totani R	Thu-9:00-0-MOLA
Tóth J	Tue-PS1-43
Tóth L	Thu-PS2-48
Tour J	Mon-15:00-0-SAMA
Tovt A	Thu-14:20-0-OXID
Tőkési K	Tue-PS1-51, Thu-PS2-02
Travaglia E	Tue-11:00-0-EG2D
Trenary M	Mon-14:00-1-CATL
Tricot S	Wed-9:40-0-OXID
Trippé-Allard G	Thu-14:40-0-ENER
Tsai T-R	Tue-9:00-0-NAEX
Tsai C-L	Thu-PS2-14
Tsaousis P	Thu-14:00-0-ORGS
Tsud N	Tue-9:40-0-ENER, Wed-11:40-0-ORGS
Tsukamoto S	Wed-16:40-0-ORGS

Tsuruta R	Thu-PS2-35
Tu Y-C	Thu-PS2-14
Tu F	Thu-PS2-32
Tusche C	Thu-PS2-01
Tulic S	Thu-PS2-20
Turban P	Wed-9:40-0-OXID
Turcsányi Á	Tue-10:00-0-ENER
Turmaud J-P	Thu-PS2-19
Tzallas P	Mon-17:00-0-ELI-ALPS

U

Uchida K	Thu-PS2-23
Ueba T	Wed-11:40-0-BAND
Ueda Y	Thu-PS2-42
Ueno N	Wed-11:40-0-BAND
Ules T	Tue-PS1-12
Umezawa K	Tue-14:20-0-BIMS
Unger W	Mon-14:40-0-NAEX
Urgel J I	Tue-11:40-0-ORGS2, Tue-17:00-0-PISC

Urhan B K	Tue-11:40-0-ELCH
Ustinov A B	Tue-PS1-31
Utsumi Y	Tue-15:20-0-ORGS

V

Vad K	Tue-9:40-0-BIMS
Vajdle O	Tue-PS1-50, Thu-PS2-36
Valerie G	Thu-11:40-0-GRAP
Valeri S	Tue-PS1-38, Thu-14:00-0-OXID
Van Aert S	Thu-14:00-0-SEMI
Vancsó P	Tue-15:00-1-EG2D
Van Der Heijden N	Tue-11:40-0-ORGS1
Van Dorp W	Thu-14:00-0-GRAP
Vantalon D	Thu-11:40-0-ORGS
Van Tendeloo G	Thu-14:00-0-SEMI
Varga M	Thu-PS2-20
Varga E	Tue-9:20-0-NAEX
Vári G	Mon-15:00-0-CATL, Tue-PS1-44

Varju K	Mon-17:00-0-ELI-ALPS
Vasiljevic N	Tue-16:00-0-ELCH
Vass Á	Thu-9:00-0-OXID
Vázquez H	Mon-14:00-0-ORGS, Tue-9:20-0-ORGS, Wed-10:00-0-COMP

Vázquez de Parga A L	Tue-10:40-0-EG2D, Tue-15:00-0-ORGS, Tue-PS1-46, Wed-11:00-0-BAND, Thu-11:20-0-GRAP
Vedmedenko E Y	Thu-14:00-1-ENER
Veltruská K	Tue-9:40-0-ENER
Van den Bos K H W	Thu-14:00-0-SEMI
Verbeeck J	Thu-14:00-0-SEMI

Verdini A	Tue-10:00-0-CORR, Tue-11:00-0-ORGS1, Thu-9:00-0-MOLA
Vergeer K	Tue-14:20-0-EG2D
Verhac B	Tue-9:20-0-MAGN
Vertesy G	Thu-14:40-0-SAMA
Verucchi R	Wed-16:20-0-ORGS
Vesselli E	Thu-PS2-26
Vilas-Varela M	Mon-14:40-0-SAMA
Vinithra G	Thu-10:00-0-MOLA
Vinogradov N A	Tue-16:20-0-ELCH
Vishwakarma R	Wed-11:20-K-GRAP
De Bocarmé T V	Tue-11:20-0-EG2D, Tue-17:20-0-CATL, Tue-PS1-08

Vlad A	Tue-14:40-0-EG2D
Vorokhta M	Wed-11:40-0-ORGS

W

Wachsmann W	Thu-PS2-38
Wäckerlin C	Tue-9:40-0-MAGN, Thu-9:20-0-MOLA

Wagner M	Thu-9:20-0-OXID
Waitz T	Thu-PS2-20
Wakamatsu Y	Wed-11:20-K-GRAP
Walczak L	Mon-14:00-0-BAND
Walker M	Tue-PS1-40
Walker K	Tue-PS1-07
Walton A S	Thu-15:00-0-ENER, Thu-PS2-33

Wandelt K	Tue-14:00-1-ELCH
Wang D	Tue-PS1-15
Wang J	Mon-14:00-1-SAMA
Wang X	Thu-15:00-1-CATH
Waser R	Wed-16:40-0-ORGS
Wasserscheid P	Thu-PS2-04
Watanabe K	Thu-PS2-23, Thu-PS2-42
Watson D	Thu-14:00-0-ORGS
Wechsler D	Wed-11:40-0-OXID
Weinelt M	Thu-9:00-1-LASE
Weingarth D	Tue-15:00-0-ELCH
Wella S A	Tue-17:00-0-ORGS
Wendt S	Thu-10:00-0-OXID
Wenzel G	Wed-11:20-0-BAND
Widdra W	Wed-10:00-0-OXID, Wed-16:20-0-SAMA, Thu-14:40-0-ORGS

Widmer R	Tue-11:40-0-ORGS2
Wiegmann T	Tue-PS1-45, Thu-14:20-0-CATH
Wietstruk M	Thu-PS2-01
Willhammar T	Thu-14:00-0-SEMI
Wilson N R	Tue-14:00-0-EG2D, Tue-PS1-19
Wilson A	Tue-PS1-20
Winter R	Wed-11:20-0-ORGS
Wolf M	Mon-10:40-Plen-2

Woo T G	Tue-17:00-0-OXID, Thu-PS2-39
Wormeester H	Thu-PS2-15
Wrana D	Thu-10:40-0-ORGS, Thu-11:20-0-SEMI
Wu Z	Thu-PS2-38
Wu Y-C	Tue-PS1-47

X

Xia X	Tue-14:00-0-EG2D
Xie L	Tue-11:00-0-ORGS
Xu W	Tue-11:00-0-ORGS, Thu-16:20-0-ORGS

Xu H	Thu-PS2-02
Yadav R P	Thu-14:20-0-SEMI
Yagi S	Wed-16:40-0-BAND, Thu-PS2-08, Tue-PS1-33
Yagyü K	Tue-PS1-40
Yaji K	Mon-14:20-0-BAND, Tue-PS1-48

Yajima A	Wed-9:00-0-COMP
Yaakob Y	Wed-11:20-K-GRAP
Yakimova R	Thu-10:00-0-GRAP
Yamada H	Tue-17:00-0-PISC
Yamamoto S	Thu-9:20-0-CATH
Yamamoto S-I	Tue-PS1-49
Yamanaka S	Thu-PS2-35
Yamasaki T	Tue-PS1-29
Yamashita S	Wed-9:00-0-COMP
Yamasue K	Thu-9:40-0-SAMA
Yanagisawa H	Thu-10:40-0-LASE
Yang D	Wed-11:00-0-ORGS
Yaoita Y	Wed-16:00-0-BAND
Yavuz A	Thu-PS2-31
Yildiz B	Wed-16:40-0-OXID
Yim C M	Tue-PS1-10
Yivlialin R	Tue-11:00-0-ORGS1
Yokota K	Thu-PS2-12, Thu-PS2-13
Yokotani A	Thu-PS2-28
Yoshida K	Wed-11:40-0-BAND
Yoshida Y	Wed-16:00-0-BAND
Yoshimoto S	Thu-9:20-0-CATH
Yoshinobu J	Thu-9:20-0-CATH
Yu C-Y	Thu-PS2-14
Zaba T	Tue-17:20-0-MOLA
Zabka W-D	Tue-14:40-0-OXID
Zacharias H	Thu-9:40-0-LASE
Zajac L	Mon-14:20-0-ORGS
Zaki E	Thu-11:20-0-OXID
Zalkind S	Thu-15:00-0-OXID
Zaluska-Kotur M A	Wed-9:20-0-COMP, Wed-9:40-0-COMP

Zayachuk D M	Tue-PS1-06
Zboril R	Mon-14:00-0-ORGS
Zehra T	Thu-14:00-0-GRAP

Zetterberg J	Thu-11:20-0-CATH, Thu-14:20-0-CATH, Thu-14:40-0-CATH
---------------------	--

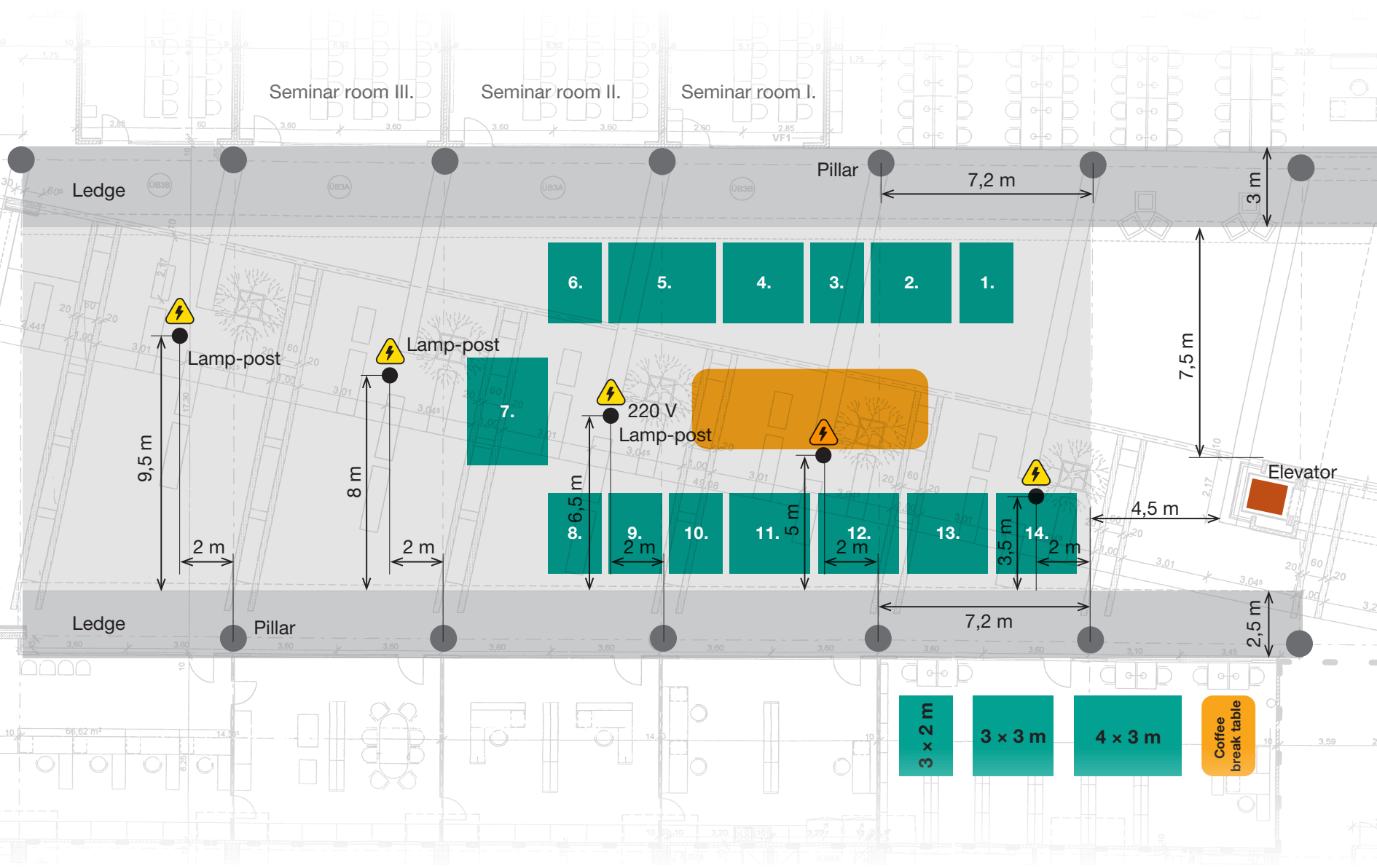
Zhang Chi	Thu-11:00-0-ORGS
Zhang Chu	Thu-10:40-0-CATH, Thu-11:40-0-CATH, Thu-15:20-0-OXID

Zhang T	Wed-9:20-0-ORGS
Zhang Y	Tue-14:00-0-ORGS,
Zhang Yituo	Wed-16:00-0-BAND
Zhang W	Thu-14:20-0-ORGS
Zhang H M	Tue-PS1-37
Zhao W	Thu-14:20-0-ORGS
Zhao Y	Wed-11:00-0-ORGS
Zharnikov M	Tue-17:00-0-MOLA
Zhidomirov G M	Wed-11:20-0-OXID
Zhou J	Thu-11:20-0-CATH, Thu-14:20-0-CATH, Thu-14:40-0-CATH

Zhou F	Tue-PS1-02
Zhu J	Wed-10:40-0-ORGS
Zhuravlev A G	Thu-16:00-0-SEMI
Zilberberg L	Tue-16:00-1-PISC
Zobelli A	Thu-PS2-19
Zollner E M	Wed-16:20-0-SAMA, Thu-14:40-0-ORGS

Zolnai Z	Thu-14:40-0-SAMA
Zorkani I	Thu-PS2-47
Zugermeier M	Tue-PS1-09
Zuzak R	Tue-16:00-0-ORGS

PLAN OF THE EXHIBITION AREA IN THE ATRIUM AREA OF TIK



EXHIBITORS LIST

- BihurCrystal & nanoscore Stand 7
- BioNavis Stand 1
- B&T Service Kft. Stand 8
- ELI-ALPS Laser Research Centre, Szeged Stand 11
- Focus Stand 2
- Goodfellow Stand 12
- Magnificat Vacuum Stand 5

- Mantis Deposition Stand 13
- MB Scientific Stand 6
- Nor-Cal Europe Stand 9
- Prevac Stand 3
- SAES Getters Stand 10
- Scienta Omicron Stand 14
- Specs Surface Nano Analysis Stand 4





BIHURCRYSTAL

BihurCrystal is a supplier of exotic materials and monocrystalline substrates, as well as ultra-high-vacuum equipment. BihurCrystal's latest product is the ALI deposition system (Atomic Layer Injection), which allows depositing a large variety of nanomaterials in UHV from solution. This technique is ideal for large or delicate molecules that degrade when heated and can therefore not be evaporated.

BIHURCRYSTAL

Paseo Mikeletegi 83 - 3º - local 720009
Donostia-San Sebastián (SPAIN)
+34 943041816
info@bihurcrystal.com
www.bihurcrystal.com



NANOSCORE

Nanoscore in Germany is the exclusive European distributor of UNISOKU, the renowned Japanese manufacturer of UHV SPM Systems. Ultra low temperature, high magnetic vector fields, and SPM combined with Raman spectroscopy (TERS) are the unique highlights. Latest additions to nanoscore's product portfolio are: The New Joule-Thomson SPM by UNISOKU and ALI deposition products by BihurCrystal.

NANOSCORE GmbH

Maisebachstr. 3
61479 Glashuetten (GERMANY)
+49 6174 6199 50
info@nanoscore.de
www.nanoscore.de



BIONAVIS

BioNavis Ltd (www.bionavis.com) is a Finnish manufacturer of scientific instruments that measure real-time surface interactions as well as nanoparticle and layer properties. We have re-designed surface plasmon resonance (SPR) technology routinely used in drug discovery into Multi-Parametric SPR to provide Ångström precision to coatings and materials. A few measurement examples:

- Single monolayer of graphene thickness and refractive index (3.7 Å)
- Swelling and collapse of polymer brushes due to changes in electric potential
- Self-assembly of multilayers from 2 nm up to microns
- Protein adsorption kinetics
- And more

Visit our booth n. 9 to learn more about MP-SPR and hundreds of publications featuring the technique.

BioNavis Ltd

Hermiankatu 6-8 H, 33720 Tampere, Finland
+1-858-999-4233 (USA)
+358-10-271-5030
[email: info@bionavis.com](mailto:info@bionavis.com)
www.bionavis.com



B&T SERVICE KFT.

Vacuumtechnology and services for EDWARDS vacuum products

The B&T Service Kft, as an ISO9001 certified company and the official hungarian distributor and service of Edwards Ltd, we supply vacuum parts and services for vacuum systems. We are servicing vacuum pumps as follows: rotary vane pumps, diffusion pumps, booster pumps, piston pumps, valves etc. We maintenance and repair the pumps, provide replacement products for your uninterrupted work during the repair time. We are cleaning the chambers, contaminated surfaces, check the metal parts, heater elements, sensors. For your qualified work, we repair and calibrate the vacuum gauges. We supply vacuum components for the daily work from our stock, as the follows: KF, ISO-K and CF flanges, sealing rings, chamber sealings, oils, filters, spare parts for vacuum pumps, valves, gauges. In case of lost vacuum levels, leak test we are also available, we can find the leaks on your system and help in the solutions with our 20 years vacuum service experiences.

Attila Tamási
managing director

B&T Service Kft.

Budapest, Hungary
+36 30 4585 480
attila.tamasi@bandtservice.hu
www.bandtservice.hu

STAND 11



ELI-ALPS LASER RESEARCH CENTRE, SZEGED

ELI-ALPS, the Hungarian pillar of the Extreme Light Infrastructure, is dedicated to support fundamental and applied researches in physical, biological, chemical, medical and materials sciences at extreme short time scales. The facility – besides the regular scientific staff – will provide accessible research infrastructure for the international scientific community user groups from all around the world. The first laser systems will be installed by Fall 2017, the beamlines are gradually becoming available by 2020.

Fundamental chemical, biological and physical processes happen very quickly and thus require ultrashort probing techniques. Interactions with attosecond (10-18 s) laser pulses would enable the imaging of these ultrafast processes and unlock the understanding of some of the mysteries of natural phenomena.

Lasers and laser-based light sources from THz to X-ray

ELI-ALPS offers more than just the use of the novel class, state-of-the-art laser systems. The unique combination of the outstanding laser pulses with the pioneering secondary sources technologies will open up new opportunities in experimental research.

- The peak power and repetition rate of few cycle phase stabilized lasers systems are ranging from fraction of TW to multi-PW, and 100 kHz to 10 Hz, respectively.
- High-energy extreme ultraviolet photons (10 eV - 10 keV) will be generated via high-harmonic processes in gases and on solids, leading to single pulses with a pulse duration as short as tens of attoseconds.
- X-rays (100 keV) will be resulted from a dedicated relativistic laser-electron Thomson scattering source (available after intensive development phase following 2020).
- THz pulses with even mJ energy are generated via optical rectification in nonlinear crystals.

ELI-ALPS Laser Research Centre

5 Budapesti str, H-6728 Szeged
+36 62 550 190
info@ali-alps.hu
www.eli-alps.hu/?q=en

STAND 2



FOCUS

Founded in 1990 and situated 30 min. drive from Frankfurt airport, FOCUS produces instruments for surface science: electron beam evaporator (EFM 3 et al.), VUV sources (HIS 13, 14, MONO), ion sputter sources (FDG 15, 150), electron energy analyzers (EasySPIN, HV-CSA), electron spin detectors (FERRUM) and a series of in general energy filtered photo emission microscopes (TOF-PEEM, NanoESCA).

FOCUS GmbH

Neukirchner Str. 2
D-65510 Hünstetten (GERMANY)
+49 (0) 6126 4014 31
sales@focus-gmbh.com
www.focus-gmbh.com

STAND 12



GOODFELLOW

Currently celebrating 50 years of facilitating scientific innovation, Goodfellow is a leading global supplier of metals, alloys, ceramics, glasses, polymers, compounds, composites and other materials to meet the research, development and specialist production requirements of science and industry. The company has an extensive range of 70,000 catalogue products in multiple forms available off the shelf, most subject to free delivery within 48 hours and with no minimum order quantities.

With over 6000 customers supported by a worldwide network of offices, agents and distributors Goodfellow also offers a comprehensive range of bespoke processing services, effectively operating as an extension of the production team in order to develop custom fabricated components in any quantity required. Our in-house team is comprised of fellow scientists and engineers with extensive knowledge of materials and processing – through their technical expertise and a supporting range of specification tools the company has built an unrivalled reputation for helping to find solutions to even the most challenging of research problems. All of our products are also underpinned by the most rigorous quality accreditations including ISO, REACH and RoHS.

Goodfellow SARL

229 rue Solferino
59000 Lille (FRANCE)
+33 (0)800 917 241
info@goodfellow.com
www.goodfellow.com

STAND 5



MAGNIFICAT VACUUM

Magnificat Vacuum offers the full range of vacuum-technology products and their service. With more than 25 years of experience in servicing, planning and implementing of vacuum technology plants, our team is able to provide even unique solutions for our customers.

In order to maintain the high level of our service, our colleagues are continuously taking part in trainings organized by the parent companies of our partners.

Providing the best service and solutions to our customers has always been a priority for our company. We are continuously increasing the number of our partners, which enables us to provide to our customers a wider catalogue product range, on-demand the designing, production and servicing (within or over the warranty period) of unique products, and all this at the most favorable prices on the market.

We provide technical expertise to our customers in any of the above mentioned sectors or other related branches.

Gyula Kornacker
Managing Director

Magnificat Vacuum Kft.

8 Deák Ferenc str, H-1041 Budapest
+ 36 30 315 4072
+ 36 1 231 7030
info@magnificat-vacuum.hu
www.magnificat-vacuum.hu

STAND 13



MANTIS DEPOSITION

MANTIS-SIGMA is a partnership between MANTIS Deposition and SIGMA Surface Science dedicated to the development and manufacture of high-quality systems and components for cutting-edge applications in nanotechnology, thin film deposition, and surface analysis.

We enable researchers to both create and analyse the latest materials for advanced materials and device development.

MANTIS specialises in nanoparticle deposition, UHV sputtering, RF atom and ion techniques, e-beam, MBE, and PLD. We offer a range of nanoparticle deposition sources and systems, sputter cathodes with optional in-situ tilt, RF atom and RF ion sources, mini e-beam evaporators, organic evaporators, and thermal gas crackers as well as modular UHV and HV R&D deposition systems that can be customised for your application.

SIGMA specialises in the field of materials analysis and characterisation, with a focus on the development and production of instruments for UHV SPM and ESCA technology. We have recently launched a new advanced range of UHV surface analysis tools 'STREAM flow cryostat UHV SPM' and 'SXM SPM control system'.

It is our aim to collaborate with you and progress your research, through rapid development of new instrumentation and techniques. We have an extensive network of representatives worldwide as well as direct support offices in the UK, USA, and Germany.

MANTIS DEPOSITION GmbH

Alte Fahrkartendruckerei - Mombacher Strasse 52
55122 Mainz (GERMANY)
+49 6131 3272520
sales@mantis-sigma.com
www.mantisdeposition.com

STAND 6



MB SCIENTIFIC

MB Scientific is a Swedish company provide world leading Photoemission equipment's including brightest VUV light sources and best resolution performing analyser. Our resolve is resolution.

MB Scientific AB provide the Best Products with Best Support to make our customer quickly producing world leading data. We do offer customised option and Special Development service and also consultation for the various research application.

MB SCIENTIFIC AB

Seminariegatan 29 B
752 28 Uppsala (SWEDEN)
+46 70 355 09 60
mitsuse.matsuki@mbscientific.se
www.mbscientific.se

STAND 9



NOR-CAL EUROPE

Since 1962 Nor-Cal Products has manufactured the highest quality vacuum chambers, components and engineered subsystems used in semiconductor, flat panel display, industrial coating, LED lighting, energy and research equipment. We serve customers through a worldwide network of sales, service and manufacturing facilities.

Nor-Cal Europe Ltd.

Suite D, Dittons Engineering Park
Dittons Road
Polegate BN26 6HY
United Kingdom
+44(0)1323 810852
sales@nor-cal.eu
www.n-c.com

STAND 3



PREVAC

PREVAC is a world leading manufacturer of UHV scientific research instruments and systems for the investigation of chemical and physical properties of solid state surfaces, thin films and nanomaterials. We specialise in delivering custom deposition and analysis systems to clients who find that standard, off the shelf "solutions" simply do not meet the expectations demanded by the very latest cutting edge experimental investigations.

PREVAC sp. z o.o.

ul. Raciborska 61, Rogow PL-44362,
+48/324-592-000
prevac@prevac.eu
www.prevac.eu



SAES GETTERS

For over seventy years, SAES Group has been the leading supplier of UHV and XHV pumping solutions based on the Non-Evaporative Getter (NEG) technology for a variety of industrial and research applications. These solutions include compact NEG pumps with a large pumping speed for active atmospheric gases and, in particular, for hydrogen, without generating vibrations or magnetic fields.

In 2011, the SAES Group introduced the NexTorr® pump, a revolutionary product that combines the NEG and sputtering ion pump technologies on the opposite sides of the same flange.

The NEXTorr® pumps are now extensively used in a variety of Surface Science techniques.

In 2014, the SAES group has added the CapaciTorr HV pumps to its pump line up, extending the benefits of NEG pumping to the high vacuum regime (1×10^{-9} to 1×10^{-6} Torr).

SAES GETTERS S.p.A.

Viale Italia, 77
20020 Lainate (Milan) (ITALY)
+39 02 93178 231
andrea_cadoppi@saes-group.com
www.saesgroup.com



SCIENTAOMICRON

Scienta Omicron, brings together the two leading innovators in Surface Science – the former VG Scienta and Omicron NanoTechnology.

We provide customized solutions and advanced technologies for fundamental research in surface science and nanotechnology in the fields of

- scanning probe microscopy
- electron spectroscopy,
- thin film deposition and
- tailored system and instrumentation solutions

These capabilities are available in customized solutions from one source with worldwide sales and service groups. We work with leading researchers around the world and our products are known for their outstanding performance. Scienta Omicron is part of the Scienta Scientific Group.

SCIENTAOMICRON GmbH

Limburger Str. 75
65232 Taunusstein (GERMANY)
+49 (0) 6128 987 0
info@scientaomicron.com
www.scientaomicron.com



SPECS SURFACE NANO ANALYSIS

SPECS Surface Nano Analysis GmbH – A Story of Constant Innovation
SPECS has more than 150 employees at its headquarters in Berlin and its subsidiaries in the USA and Switzerland. The company also has sales offices and international sales channels in more than sixteen countries.

A team of scientists and engineers are involved in developing and producing scientific instruments for surface analysis, material science and nanotechnology. With the SPM 150 Aarhus (STM & NC-AFM), SPECS offers an instrument of unique stability and productivity for surface studies with atomic resolution. A second example for a surface microscope is the Low Energy Electron Microscope LEEM P90, which was developed in cooperation with Dr. R. Tromp (IBM), allowing in situ studies of surface dynamical processes, for instance the growth of surface structures. Those instruments are only two examples from the variety of SPECS products continuously widening or revolutionizing the field of applications.

SPECS SURFACE NANO ANALYSIS GmbH

Voltastrasse 5
13355 Berlin (GERMANY)
+49 30 46 78 24-0
info@specs.com
www.specs.com





European Conference On Surface Science
ecoss34 26th-31st August 2018, Aarhus, Denmark



www.ecoss2018.org

Abstract submission deadline: 1st March 2018

Local organizers: Liv Hornekær (Chair), Jeppe V. Lauritsen, Trolle R. Linderoth, Philip Hofmann, Bjørk Hammer, Jill Miwa, Richard Balog, Andrew Cassidy, Søren Ulstrup, Stefan Wendt, Steen Uttrup Pedersen and Kim Daasbjerg.



19 ELI-ALPS
 GPS:
 N: 46.2784677,
 S: 20.0981443

- 1 Conference Venue (TIK)
- 2 Art Hotel****
- 3 Hunguest Hotel Forrás****
- 4 Mozart Hotel****
- 5 NOVOTEL Hotel****
- 6 Dóm Hotel****
- 7 Szent János Hotel****
- 8 Tiszavirág****
- 9 Science Hotel****
- 10 Hotel Soleil****
- 11 Vén Diófa Vendégház***
- 12 Mátrix Hotel***
- 13 Tisza Alfa Hotel***
- 14 Szab székház**
- 15 Tisza Sport Hotel**
- 16 Franciscan Monastery *
- 17 Régió-10 Ltd.
- 18 Conference Dinner
- 19 ELI-ALPS

Google maps:



CONFERENCE SECRETARY:

Régió-10 Ltd. • Dugonics sq. 12, H-6720 Szeged, Hungary
 Phone/fax: +36 62 710 500 • E-mail: ecoss33secretariat@regio10.hu • www.regio10.hu